

# State of West Virginia Department of Transportation

---

*Bob Wise*  
Governor

*Fred VanKirk, P.E.*  
Secretary of Transportation

*F. Douglas Stump*  
Commissioner of Motor Vehicles

---



## WEST VIRGINIA DIVISION OF MOTOR VEHICLES

### 2004 Annual Report





**WEST VIRGINIA DEPARTMENT OF TRANSPORTATION**  
**Division of Motor Vehicles**

**1800 Kanawha Boulevard East • Building Three**  
**Charleston, West Virginia 25317-0910**

**Bob Wise**  
Governor

**Fred VanKirk, P.E.**  
Secretary

**F. Douglas Stump**  
Commissioner

November 15, 2004

The Honorable Bob Wise  
Governor of West Virginia  
State Capitol  
Charleston, WV 25305

Dear Governor Wise:

Pursuant to Constitutional requirements, I am pleased to submit to you the Division of Motor Vehicles' Annual Report for the fiscal year ending June 30, 2004.

This report is statistical in format and summarizes DMV's operations.

DMV revenue collections for Fiscal Year 2004 totaled \$280,556,123. I note with satisfaction that, in spite of increased budgetary pressure as the agency's mission grows more complex, DMV required only 16 percent of this total to meet its operating expenses.

Sincerely,

A handwritten signature in black ink that reads "F. Douglas Stump".

F. Douglas Stump  
Commissioner

FDS/mjl  
cc: Fred VanKirk, P.E.  
Secretary of Transportation



## FY 2004 ANNUAL REPORT

### **F. DOUGLAS STUMP**

Commissioner of Motor Vehicles

### **MONICA J. PRICE**

Executive Assistant to the Commissioner

### **STEVEN O. DALE**

Executive Assistant to the Commissioner

### **DAVID H. BOLYARD**

Director, Driver Services

### **RICHARD M. JOHNSTON**

Director, Management Services

### **JILL M. DUNN**

General Counsel, Legal Services

### **GLENN O. PAULEY**

Director, Vehicle Services

### **LACY MORGAN, JR**

Director, Information Services

### **STEVE EDENS**

Director, Support Services

### **PETE LAKE**

Director, Dealers, Motor Carrier and Call Center Services

### **WILLIAM DEMPSEY TOTTEN**

Director, Investigation Safety & Security Services

### **BOBBY TIPTON**

Director, Governor's Highway Safety Office

## DMV REGIONAL OFFICES

**BECKLEY  
CLARKSBURG  
ELKINS  
FLATWOODS  
FRANKLIN  
HUNTINGTON  
KANAWHA CITY**

**LOGAN  
LEWISBURG  
MARTINSBURG  
MOOREFIELD  
MORGANTOWN  
MOUNDSVILLE  
PARKERSBURG**

**POINT PLEASANT  
PRINCETON  
ROMNEY  
SPENCER  
WELCH  
WILLIAMSON  
WINFIELD**

# TABLE OF CONTENTS

<b>COMMISSIONER'S FOREWORD</b> .....	<b>i</b>
<b>NEW MOTOR VEHICLE LEGISLATION</b> .....	<b>1</b>
<b>VEHICLE SERVICES</b> .....	<b>4</b>
Introduction .....	<b>5</b>
Titling and Registration .....	<b>5</b>
Dealer Services/Leasing .....	<b>5</b>
Regional Office Operations .....	<b>5</b>
Driver Examinations .....	<b>6</b>
Vehicle Dealer Oversight .....	<b>7</b>
Title and Registration Transactions .....	<b>7</b>
Vehicle Registrations by Class .....	<b>8</b>
Vehicle Registrations by County .....	<b>9</b>
Personalized License Plates .....	<b>11</b>
Special & Organizational License Plates .....	<b>12</b>
Registered Vehicle Dealers .....	<b>13</b>
Regional Office Revenue .....	<b>16</b>
Motorboat Registrations .....	<b>17</b>
Driver Examination Totals .....	<b>20</b>
<b>MOTOR CARRIER SERVICES</b> .....	<b>22</b>
Introduction .....	<b>23</b>
Other Operations .....	<b>24</b>
Goals & Objectives .....	<b>24</b>
FY 2005 Projections .....	<b>24</b>
IRP Registrants & Revenues .....	<b>25</b>
IFTA Participation .....	<b>25</b>
Road Tax Registrants .....	<b>26</b>
Commercial Driver's License Holders .....	<b>26</b>
<b>LEGAL SERVICES</b> .....	<b>27</b>
Administrative Hearings .....	<b>28</b>

<b>INFORMATION SERVICES</b> .....	<b>29</b>
Data Entry Unit .....	<b>30</b>
Records Unit .....	<b>30</b>
Driver’s Help Desk Unit .....	<b>30</b>

**DRIVER SERVICES**

.....	<b>31</b>
Driver Licensing	
Licensed Drivers by County .....	<b>32</b>
Total Credentials Currently Issued .....	<b>33</b>
Driver Improvement .....	<b>36</b>
Revocations/Suspensions .....	<b>37</b>
Revocation/Suspension Totals .....	<b>38</b>
Driver Improvement Statistics .....	<b>38</b>
Driver’s License Compact .....	<b>39</b>
Violations by West Virginia Drivers in Nearby States .....	<b>42</b>
Violations Reported -- All States .....	<b>42</b>
Nonresident Violator Compact .....	<b>43</b>
Compulsory Insurance .....	<b>45</b>
Governor’s Highway Safety Program (GHSP) .....	<b>56</b>
GHSP Public Information .....	<b>46</b>
DUI Countermeasures .....	<b>48</b>
GHSP Seat Belt Initiatives .....	<b>49</b>
GHSP Funding Sources and Expenditures .....	<b>49</b>
.....	<b>50</b>

**MANAGEMENT SERVICES**

.....	<b>51</b>
Introduction	
Agency Gross Annual Revenue .....	<b>52</b>
Agency Revenue /Expenditure by Source .....	<b>53</b>
Agency Expenditure .....	<b>54</b>
.....	<b>55</b>

# COMMISSIONER'S FOREWORD



It is with great satisfaction to report that the Division of Motor Vehicles has streamlined our customer service to the citizens of West Virginia during the 2004 fiscal year.

The Division of Motor Vehicles has faced new mandates for increased security in our changing world. As you are well aware, the terrorist attacks on our country in 2001 brought about many changes in our daily operations. We have successfully implemented security measures to help protect the citizens of this state, while providing them with identification that is used more than any other document during their lifetime, their driver's license.

The accomplishments in this report will demonstrate that we have kept the operation costs down and continued to return a high percentage of revenue to the West Virginia Road Fund.


Other highlights of FY 2004 for the Division of Motor Vehicles included:

- ◆ Participation in the legislative process resulting in the reduction of DUI legal intoxication level from .10 to .08;
- ◆ Closed 29 part-time remote licensing sites which resulted in a cost savings to the taxpayers of approximately \$1.5 million;
- ◆ Started on-line verification of social security numbers with the Social Security Administration for the issuance of driver's license and identification cards;
- ◆ Seat belt usage rate increased from 74% to 76% through the Governor's Highway Safety's office involvement through the "Click it or Ticket" Program;
- ◆ Installed a digital imaging system that will allow regional offices access to important records to assist our customers;

- ◆ Implementation of a Policy and Procedures Manual for DMV;
- ◆ Completed the RFP to implement the MVS (Motor Vehicle Systems) express commercial vehicle registration system;
- ◆ Opened 434 new IRP (International Registration Plan) accounts;
- ◆ In the final development stages of providing our Legal Section the resources to electronically transfer DUI hearings to the digital imaging system;
- ◆ In the process of developing the RFP for the issuance of digital driver's license and ID cards;
- ◆ The Motorcycle Safety and Awareness Program posted a new Motorcycle Operators Manual on-line, and participated in numerous events promoting safe and responsible motorcycle and ATV riding.

I hope you find this report informative, as the Division of Motor Vehicles is proud of our accomplishments and look forward to FY 2005.

  
Commissioner of Motor Vehicles



FY 2004 ANNUAL REPORT

# NEW MOTOR VEHICLE LEGISLATION

*Selected Summary*

*DMV -- KEEPING WEST VIRGINIANS ON THE MOVE*





---

---

## **NEW MOTOR VEHICLE LAWS**

### **Senate Bill 166**

#### **SB 166 Lowers Blood Alcohol Content**

**SB 166** Lowers the allowable BAC from .10 to .08. The criminal penalty may be enhanced if previously convicted of DUI offense within the past ten years. An additional \$55 fine is added to the conviction to be collected by the local jurisdiction.

### **Senate Bill 271**

#### **Requires Police to Enter Ethnic Information**

**SB 271** Requires police to enter information on every traffic stop on a special form, provided by the DMV to monitor racial profiling. The Criminal Justice Division is responsible for promulgating rules, evaluating statistics and generating a report. The program is to be in place by January 1, 2005.

### **Senate Bill 52**

#### **Optional "Vertical" Motorcycle License Plate**

**SB 52** Requires DMV to provide optional "vertical" motorcycle license plates for use on custom motorcycles.

### **Senate Bill 320**

#### **Transfer Mobile Homes To Real Property**

**SB 320** Allows owners to apply to DMV to cancel a mobile home and transform the mobile home to real property.

### **Senate Bill 505**

#### **Creates New Low Speed Vehicle Classification**

**SB 505** Low speed vehicles are special vehicles which are built specifically to Federal rules and allowed to operate on roads primarily in retirement and planned communities.

## *NEW MOTOR VEHICLE LAWS*

---

---


---

### **House Bill 4022** **ATV Safety Bill**

**HB 4022** DMV to offer free ATV safety awareness training for riders under the age of 18 and may approve other training. Other restrictions established regard safety and road use.

### **House Bill 4567** **Changes to Motor Carrier Road Tax and Internation Fuel Tax Agreement**

**HB 4567** Changes the commercial vehicle fuel tax decal program (IFTA) to comply with national agreement criteria. The bill enhances civil and criminal penalties and fine tunes the procedures governing administrative revocation of truck fuel tax permits for a variety of offenses.



**FY2004 ANNUAL REPORT**

# VEHICLE



# SERVICES

*DMV -- KEEPING WEST VIRGINIANS ON THE MOVE*

---

---

## VEHICLE SERVICES

The Vehicle Services Section titles and registers motor vehicles, issues driver's licenses and monitors motor vehicle dealers. It also operates regional offices in Beckley, Clarksburg, Elkins, Flatwoods, Franklin, Huntington, Kanawha City, Lewisburg, Logan, Martinsburg, Morgantown, Moorefield, Moundsville, Parkersburg, Point Pleasant, Princeton, Romney, Spencer, Welch, Williamson and Winfield.

### TITLES AND REGISTRATION

The Titles and Registration Unit processes registrations and titles for all vehicles, (including motorboats), and issues special license plates and parking permits to handicapped drivers. Technological innovation has enabled the Unit to process all title work promptly upon receipt, track all title work in progress, and provide comprehensive information to customers who call in. Titles and Registration has been aggressive in implementing federal mandates that require increased scrutiny of odometer statements and the use of special tamper-resistant forms for many title transactions.

### DEALER SERVICES/LEASING

Dealer Services issues motor vehicle dealer licenses and license service operation permits, inspects reconstructed vehicles, and oversees temporary registration plate issuance by dealers and license services. West Virginia assesses leased vehicle taxes according to the value of a vehicle's lease, rather than the value of the vehicle itself. DMV accordingly follows a special process for titling leased vehicles. Dealer Services processed 3,199 leased-vehicle titles during FY 2004. Annual revenues under this program have increased from \$854,000 to \$3,700,184 since FY 1995.

### REGIONAL OFFICE OPERATIONS

This unit ensures that DMV's customer service activities are administratively centralized, while remaining operationally decentralized in regional, customer friendly offices. The combination yields maximum customer service flexibility and efficiency.

## DRIVER EXAMINATIONS

With the division taking over sole responsibility for all steps of driver's license applicant examination process, we also inherited over forty (40) remote sites throughout West Virginia where testing was performed. Most sites were in local State Police detachments that were not built to accommodate the amount of traffic this process created. Some of these sites only provided testing opportunities once or twice a month. In order to provide more efficient testing, the division has pursued the elimination of the remote sites this year. Instead of reducing the number of testing days, we have actually increased testing in all of our regional offices to five (5) days a week.

The division is in the process of implementing computerized driver testing, replacing the current manual written test and should be available in all of our regional offices in FY 2005.

**VEHICLE DEALER OVERSIGHT**

	<b>FY 2003</b>	<b>FY 2004</b>
Dealers licensed	1,917	1,869
Dealer pre-application inspections	319	219
Dealer applicant investigations	208	343
Dealer compliance investigations	1,012	1,344
Unlicensed dealer investigations	219	307
Reconstructed vehicle inspections	5,267	5,505
Temporary registration plates issued:	174,267	177,391
To motorcycles	4,418	5,746
To dealers	136,813	136,593
To license services	34,154	31,982
To auto auction	3,300	3,070
Leased Vehicle Titles Processed	3,543	3,199
Revenue Leased Vehicles	\$4,919,741	\$3,700,184

**TITLE & REGISTRATION TRANSACTIONS**

	<b>FY 2003</b>	<b>FY 2004</b>
Titles processed	761,848	754,366
License plate transfers	218,311	215,918
License plate exchanges	385	792
License plate duplicate issues	6,503	7,355
Duplicate decal issues	6,854	7,414
Lien recordings	256,665	251,414
Title file scans	765,775	753,159

## **VEHICLE SERVICES**

### **REGISTRATIONS BY CLASS**

<b>CLASS</b>	<b>FY 2003</b>	<b>FY 2004</b>
<b>A -- Passenger</b>	1,312,861	1,300,906
<b>B -- Trucks</b>	37,640	37,352
<b>C -- Trailers, semis</b>	82,110	92,052
<b>G -- Motorcycles</b>	18,725	18,981
<b>H -- Buses</b>	221	191
<b>J -- Taxicabs</b>	159	128
<b>M -- Special mobile equipment</b>	1,380	1,303
<b>P -- Government</b>	29,602	30,901
<b>R -- Camping trailers</b>	28,966	32,952
<b>T -- Boat trailers</b>	82,881	93,082
<b>V -- Antique vehicles</b>	9,408	10,391
<b>X -- Farm vehicles</b>	<u>2,205</u>	<u>2,097</u>
<b>TOTAL</b>	<b>1,606,158</b>	<b>1,620,336</b>

**REGISTRATIONS BY COUNTY**

	<b>FY 2003</b>	<b>FY 2004</b>
<b>Barbour</b>	13,396	13,585
<b>Berkeley</b>	77,260	81,286
<b>Boone</b>	21,185	21,402
<b>Braxton</b>	13,165	13,539
<b>Brooke</b>	18,870	18,915
<b>Cabell</b>	78,160	78,268
<b>Calhoun</b>	6,851	6,750
<b>Clay</b>	8,987	8,638
<b>Doddridge</b>	4,926	4,966
<b>Fayette</b>	41,550	42,034
<b>Gilmer</b>	5,828	5,883
<b>Grant</b>	12,499	11,957
<b>Greenbrier</b>	36,116	36,969
<b>Hampshire</b>	22,143	22,922
<b>Hancock</b>	30,038	29,487
<b>Hardy</b>	13,428	13,658
<b>Harrison</b>	62,135	62,334
<b>Jackson</b>	27,626	27,984
<b>Jefferson</b>	44,940	44,654
<b>Kanawha</b>	171,655	174,050

	<b>FY 2003</b>	<b>FY 2004</b>
<b>Lewis</b>	17,800	18,228
<b>Lincoln</b>	17,432	17,011
<b>Logan</b>	29,292	29,709
<b>McDowell</b>	19,373	18,425
<b>Marion</b>	50,964	51,927
<b>Marshall</b>	24,821	25,045
<b>Mason</b>	22,746	22,829
<b>Mercer</b>	54,112	54,408
<b>Mineral</b>	26,812	27,345
<b>Mingo</b>	23,427	23,397
<b>Monongalia</b>	56,943	57,164
<b>Monroe</b>	12,890	13,000
<b>Morgan</b>	15,640	15,835
<b>Nicholas</b>	25,927	26,119
<b>Ohio</b>	39,547	39,768
<b>Pendleton</b>	8,785	8,702
<b>Pleasants</b>	6,317	6,422
<b>Pocahontas</b>	9,472	9,660
<b>Preston</b>	28,584	28,479
<b>Putnam</b>	44,733	45,306



## VEHICLE SERVICES

### REGISTRATIONS BY COUNTY

*continued*

	<b>FY 2003</b>	<b>FY 2004</b>
<b>Raleigh</b>	65,124	64,561
Randolph	26,536	26,793
<b>Ritchie</b>	10,074	10,361
Roane	12,756	12,869
<b>Summers</b>	10,355	10,607
Taylor	11,868	12,110
<b>Tucker</b>	6,773	6,890
Tyler	7,783	7,898
<b>Upshur</b>	26,229	27,004
Wayne	26,343	26,822
<b>Webster</b>	8,979	8,734
Wetzel	18,387	17,723
<b>Wirt</b>	5,499	5,547
Wood	77,050	77,800
<b>Wyoming</b>	21,490	21,464
Out-of-State	24,537	23,093
<b>Total</b>	<b>1,606,158</b>	<b>1,620,336</b>

PERSONALIZED LICENSE PLATES



***WEST VIRGINIA  
LICENSE PLATES***



***MAY BE  
PERSONALIZED  
TO ORDER***



	<b>PERSONALIZED PLATES ISSUED</b>
1988	18,674
1989	20,841
1990	24,137
1991	25,725
1992	25,388
1993	25,992
1994	26,014
1995	26,192
1996	30,635
1997	31,908
1998	31,799
1999	31,262
2000	34,043
2001	35,156
2002	36,497
2003	37,705
2004	39,103

## **VEHICLE SERVICES**

### **SPECIAL & ORGANIZATIONAL PLATES**

	<b>FY 2003</b>	<b>FY 2004</b>
Personalized	37,705	39,103
Veteran	17,463	17,042
EMS	974	752
Firefighter	4,498	2,966
Certified Firefighter	115	110
Volunteer Firefighter	N/A	248
Medal of Honor	1	1
Pearl Harbor	79	73
Purple Heart	4,106	4,000
Prisoner of War	374	366
Disabled Veteran	2,369	2,652
National Guard	344	433
Governor's Numbers	1,097	1,053
Legislative	153	157
Ham radio	1,117	999
Antique	12,191	13,459
Handicapped	5,601	5,202
Military Organizations	956	1,570
Special Organizations	3,786	3,431
Patriotic	1,991	3,932
911 Commemorative	N/A	2,558
Silver-Haired Legislature	16	13
NASCAR	9,238	8,159
DNR Wildlife(Bird)	19,875	18,577
DNR Wildlife(Deer)	4,541	6,053

**REGISTERED VEHICLE DEALERS**

**DEALER CLASSES:** **D** -- New and used vehicles other than motorcycles **DTR** -- Trailers, semi-trailers, house trailers  
**DUC** -- Used vehicles other than motorcycles **F** -- New and used motorcycles **MFG** -- Reconstructors, assemblers, andreassemblers of vehicles with special bodies **TRS** -- Transporters of vehicles to or from plants or agents of a manufacturer or purchaser **REP** -- Financial institutions authorized to repossess vehicles **DRV** -- Recreational vehicle dealers **AA** -- Auctioneers **WDR** -- Dealers in used parts, wreckers and dismantlers of vehicles for resale of parts

COUNTY	CLASS	D	DTR	DUC	F	MFG	TRS	REP	DRV	AA	WDR	=
		Barbour	2	1	15	0	0	0	0	1	0	3
Berkeley	5	15	72	2	0	0	0	3	1	12	<b>110</b>	
Boone	2	2	11	2	0	0	0	2	0	0	<b>19</b>	
Braxton	3	2	11	2	0	0	0	5	0	1	<b>24</b>	
Brooke	2	2	9	2	0	0	0	0	0	3	<b>18</b>	
Cabell	13	6	43	4	0	0	0	6	0	9	<b>81</b>	
Calhoun	0	1	6	0	0	0	0	1	0	0	<b>8</b>	
Clay	1	0	4	0	0	0	0	0	0	0	<b>5</b>	
Doddridge	0	0	2	0	0	0	0	0	0	0	<b>2</b>	
Fayette	5	3	21	0	0	0	0	1	0	0	<b>30</b>	
Gilmer	0	1	3	0	0	0	0	0	0	0	<b>4</b>	
Grant	1	1	12	1	0	0	0	1	0	0	<b>16</b>	
Greenbrier	6	3	18	1	0	0	0	3	0	3	<b>34</b>	
Hampshire	1	7	25	4	0	0	0	3	0	0	<b>40</b>	
Hancock	5	2	14	1	0	0	0	2	0	3	<b>27</b>	
Hardy	2	4	13	0	0	0	0	1	0	0	<b>20</b>	
Harrison	8	6	60	4	0	0	0	5	1	5	<b>89</b>	
Jackson	3	8	22	0	1	0	0	3	0	3	<b>40</b>	

# VEHICLE SERVICES

## REGISTERED VEHICLE DEALERS

continued

COUNTY	CLASS										=
	D	D T R	D U C	F	M F G	T R S	R E P	D R V	A A	W D R	
Jefferson	3	2	16	0	0	0	0	0	1	5	<b>27</b>
Kanawha	23	23	64	7	0	2	0	12	3	8	<b>142</b>
Lewis	5	1	16	0	0	0	0	3	0	4	<b>29</b>
Lincoln	0	0	12	0	0	0	0	0	0	4	<b>16</b>
Logan	4	4	15	2	0	0	0	4	0	0	<b>29</b>
Marion	4	0	15	0	0	0	0	2	0	6	<b>27</b>
Marshall	0	2	2	0	0	0	0	0	0	2	<b>6</b>
Mason	0	0	10	0	0	0	0	0	0	0	<b>10</b>
McDowell	9	4	50	1	1	0	0	6	0	6	<b>77</b>
Mercer	7	9	47	3	0	0	0	6	1	8	<b>81</b>
Mineral	4	4	26	1	0	0	0	2	0	3	<b>40</b>
Mingo	4	0	7	2	0	0	0	1	0	1	<b>15</b>
Monongalia	10	3	49	3	1	0	0	3	1	14	<b>84</b>
Monroe	0	1	10	0	0	0	0	0	0	1	<b>12</b>
Morgan	0	4	8	1	0	0	0	2	0	1	<b>16</b>
Nicholas	3	5	17	2	0	0	0	6	0	2	<b>35</b>
Ohio	12	4	18	3	0	0	0	3	0	1	<b>41</b>
Pendleton	0	1	7	0	0	0	0	0	0	0	<b>8</b>
Pleasants	1	3	4	0	1	0	0	2	0	0	<b>11</b>
Pocahontas	2	0	2	0	0	0	0	0	0	0	<b>4</b>
Preston	6	4	36	0	0	0	0	0	0	1	<b>47</b>

REGISTERED VEHICLE DEALERS

*continued*

COUNTY	D	D T R	D U C	F	M F G	T R S	R E P	D R V	A A	W D R	=
Putnam	5	7	10	3	2	0	0	5	1	3	<b>36</b>
Raleigh	11	12	55	3	0	0	0	8	0	1	<b>90</b>
Randolph	9	7	29	5	0	0	0	7	0	2	<b>59</b>
Ritchie	2	5	3	0	1	0	0	2	0	0	<b>13</b>
Roane	2	1	10	0	0	0	0	0	0	1	<b>14</b>
Summers	0	0	7	0	0	0	0	1	0	0	<b>8</b>
Taylor	1	1	14	0	0	0	0	0	0	4	<b>20</b>
Tucker	1	0	3	0	0	0	0	0	0	1	<b>5</b>
Tyler	2	1	3	0	0	0	0	1	0	0	<b>7</b>
Upshur	3	3	22	2	0	0	0	2	1	2	<b>35</b>
Wayne	2	1	22	0	0	0	0	4	0	10	<b>39</b>
Webster	1	1	8	1	0	0	0	1	0	2	<b>14</b>
Wetzel	3	1	9	1	0	0	0	1	0	1	<b>16</b>
Wirt	0	0	5	0	0	0	0	0	0	1	<b>6</b>
Wood	12	9	63	5	3	0	0	10	0	5	<b>107</b>
Wyoming	0	2	8	0	0	0	0	1	0	1	<b>12</b>
<b>TOTAL</b>	<b>210</b>	<b>189</b>	<b>1,063</b>	<b>68</b>	<b>10</b>	<b>2</b>	<b>0</b>	<b>132</b>	<b>10</b>	<b>143</b>	<b>1,827</b>

**VEHICLE SERVICES**

**REGIONAL OFFICE REVENUE-FY'-04**

Beckley	8,454,188.00
Clarksburg	5,777,369.62
Elkins	5,355,039.48
Flatwoods	2,833,927.69
Franklin	578,270.59
Huntington	11,868,379.04
Kanawha City	8,708,296.23
Lewisburg	2,566,311.02
Logan	4,919,995.39
Martinsburg	16,806,426.97
Moorefield	2,621,415.95
Morgantown	9,018,206.34
Moundsville	9,289,839.16
Parkersburg	7,902,710.32
Point Pleasant	1,245,250.17
Princeton	4,707,417.09
Romney	2,118,724.56
Spencer	831,440.80
Welch	505,538.21
Williamson	1,368,301.66
Winfield	<u>7,839,339.13</u>
<b>TOTAL REVENUE</b>	<b>\$115,316,387.42</b>

**MOTORBOAT REGISTRATIONS**

**LENGTHS : A,E,I = less than 16 ft. B,F,J = 16 - 25 ft. C,G,K = 26 - 39 ft. D,H,L = more than 39 ft.**

<b>COUNTY</b>	<b>FEE-PAYING (lengths A,B,C,D)</b>	<b>NON-FEE PAYING (lengths E,F,G,H)</b>	<b>GOVERNMENT (lengths I,J,K,L)</b>	<b>TOTAL</b>
Barbour	453	72	2	<b>527</b>
Berkeley	2,069	231	1	<b>2,302</b>
Boone	907	53	1	<b>961</b>
Braxton	632	94	7	<b>733</b>
Brooke	678	71	3	<b>752</b>
Cabell	2,583	118	4	<b>2,705</b>
Calhoun	207	32	0	<b>239</b>
Clay	392	54	3	<b>449</b>
Doddridge	141	61	0	<b>202</b>
Fayette	1,726	78	9	<b>1,813</b>
Gilmer	127	26	0	<b>153</b>
Grant	339	73	0	<b>412</b>
Greenbrier	925	238	6	<b>1,169</b>
Hampshire	591	190	6	<b>787</b>
Hancock	784	73	4	<b>861</b>
Hardy	385	151	2	<b>538</b>
Harrison	2,003	413	4	<b>2,420</b>
Jackson	1,202	129	3	<b>1,334</b>
Jefferson	980	108	1	<b>1,089</b>
Kanawha	6,405	434	132	<b>6,971</b>



# VEHICLE SERVICES

## MOTORBOAT REGISTRATIONS

*continued*

**LENGTHS : A,E,I = less than 16 ft. B,F,J = 16 - 25 ft. C,G,K = 26 - 39 ft. D,H,L = more than 39 ft.**

<b>COUNTY</b>	<b>FEE-PAYING (lengths A,B,C,D)</b>	<b>NON-FEE PAYING (lengths E,F,G,H)</b>	<b>GOVERNMENT (codes I,J,K,L)</b>	<b>TOTAL</b>
Lewis	905	63	5	<b>973</b>
Lincoln	778	41	3	<b>822</b>
Logan	1,135	94	3	<b>1,232</b>
Marion	1,799	240	11	<b>2,050</b>
Marshall	823	194	4	<b>1,021</b>
Mason	878	125	6	<b>1,009</b>
McDowell	490	44	0	<b>534</b>
Mercer	1,839	137	0	<b>1976</b>
Mineral	695	171	4	<b>870</b>
Mingo	939	93	1	<b>1,033</b>
Monongalia	2,025	152	12	<b>2,189</b>
Monroe	335	39	6	<b>380</b>
Morgan	507	113	0	<b>620</b>
Nicholas	1,265	108	1	<b>1,374</b>
Ohio	913	126	6	<b>1,045</b>
Pendleton	116	38	8	<b>162</b>
Pleasants	314	63	4	<b>381</b>
Pocahontas	162	38	1	<b>201</b>
Preston	619	117	0	<b>736</b>
Putnam	1,866	131	3	<b>2,000</b>

**MOTORBOAT REGISTRATIONS**

*continued*

**LENGTHS : A,E,I = less than 16 ft. B,F,J = 16 - 25 ft. C,G,K = 26 - 39 ft. D,H,L = more than 39 ft.**

<b>COUNTY</b>	<b>FEE-PAYING (lengths A,B,C,D)</b>	<b>NON-FEE PAYING (lengths E,F,G,H)</b>	<b>GOVERNMENT (lengths I,J,K,L)</b>	<b>TOTAL</b>
Raleigh	2,538	108	5	<b>2,651</b>
Randolph	680	107	3	<b>790</b>
Ritchie	323	115	6	<b>444</b>
Roane	505	125	3	<b>633</b>
Summers	439	13	5	<b>457</b>
Taylor	554	45	1	<b>600</b>
Tucker	162	27	1	<b>190</b>
Tyler	340	152	1	<b>493</b>
Upshur	909	60	19	<b>988</b>
Wayne	1,429	36	1	<b>1,466</b>
Webster	392	34	0	<b>426</b>
Wetzel	563	136	0	<b>699</b>
Wirt	241	48	0	<b>289</b>
Wood	2,878	460	26	<b>3,364</b>
Wyoming	1,177	69	4	<b>1,250</b>
Out-of-state	189	18	0	<b>207</b>
<b>TOTAL</b>	<b>55,251</b>	<b>6,380</b>	<b>341</b>	<b>61,972</b>

# VEHICLE SERVICES

## DRIVER EXAMINATION TOTALS -- FY '04

### ***Graduated Driver's License & Learner's Permit***

<b>GDL LEVEL 1 WRITTEN</b>		<b>GDL LEVEL 2 SKILLS</b>		<b>LEARNER'S PERMIT</b>		<b>GDL &amp; LEARNER'S TOTAL EXAMS</b>	
<i>pass</i>	<i>fail</i>	<i>pass</i>	<i>fail</i>	<i>pass</i>	<i>fail</i>	<i>pass</i>	<i>fail</i>
18,235	22,545	13,246	2,837	18,178	16,417	49,659	41,799
<b>40,780</b>		<b>16,083</b>		<b>34,595</b>		<b>91,458</b>	

### ***Class E (regular driver's license)***

<b>DRIVING SKILLS</b>	
<i>pass</i>	<i>fail</i>
13,460	2,589
<b>16,049</b>	

### ***Commercial Driver's License***

<b>GENERAL KNOWLEDGE</b>		<b>AIR BRAKES</b>		<b>COMBINATION TRAILERS</b>		<b>DOUBLES &amp; TRIPLES</b>	
<i>pass</i>	<i>fail</i>	<i>pass</i>	<i>fail</i>	<i>pass</i>	<i>fail</i>	<i>pass</i>	<i>fail</i>
2,507	1,368	2,206	622	1,647	622	722	253
<b>3,875</b>		<b>2,828</b>		<b>2,828</b>		<b>975</b>	

<b>TANKER TRAILERS</b>		<b>HAZARDOUS MATERIALS</b>		<b>PASSENGER ENDORSEMENT</b>		<b>PRE-TRIP INSPECTION</b>	
<i>pass</i>	<i>fail</i>	<i>pass</i>	<i>fail</i>	<i>pass</i>	<i>fail</i>	<i>pass</i>	<i>fail</i>
1,157	168	2,971	1,564	706	240	2,636	168
<b>1,325</b>		<b>4,535</b>		<b>946</b>		<b>2,804</b>	

**DRIVER EXAMINATION TOTALS -- FY '04**

***Commercial Driver's License (continued)***

<b>BASIC CONTROL SKILLS</b>		<b>SKILLS TESTING</b>		<b>CDL TOTAL EXAMS</b>	
<i>pass</i>	<i>fail</i>	<i>pass</i>	<i>fail</i>	<i>pass</i>	<i>fail</i>
2,609	132	2,593	94	19,754	5,171
<b>2,741</b>		<b>2,687</b>		<b>24,925</b>	

***Motorcycle***

<b>MOTORCYCLE SKILLS</b>		<b>MOTORCYCLE WRITTEN</b>		<b>MOTORCYCLE TOTAL EXAMS</b>	
<i>pass</i>	<i>fail</i>	<i>pass</i>	<i>fail</i>	<i>pass</i>	<i>fail</i>
1,711	562	7,408	3,195	9,119	3,757
<b>2,273</b>		<b>10,603</b>		<b>12,876</b>	

***Motorcycle Safety Training***


***Trained***

**1,170**



F Y 2 0 0 4 A N N U A L R E P O R T

# MOTOR CARRIER



# S E R V I C E S

*DMV -- KEEPING WEST VIRGINIANS ON THE MOVE*

## **MOTOR CARRIER SERVICES**

This branch of DMV oversees credential issuance to and revenue collection from the commercial trucking industry.

Motor Carrier Services administers West Virginia's participation in two multi-jurisdictional revenue and credential reciprocity compacts: the International Fuel Tax Agreement (IFTA), and the International Registration Plan (IRP). IFTA administers credentialing for commercial fuel taxes. IRP regulates commercial vehicle registration.

These two compacts spearhead a technology-driven effort to simplify legal compliance procedures for the trucking industry, and bring maximum economic efficiency to interstate and U.S.-Canadian commerce. IRP and IFTA enable U.S. and Canadian commercial motor carriers to operate throughout most of North America with tax and registration credentials issued by their home jurisdictions.

The compacts require all vehicles of more than 26,000 pounds GVW and having three or more axles to register their vehicles and pay their fees in their home jurisdictions.

Nine Canadian provinces and all the states of the continental U.S. recognize IRP credentials. IFTA credentials are valid for travel in all of Canada and the continental US.

The Motor Carrier Services Section also serves as the lead agency for the Commercial Vehicle Information Systems Network (CVISN) and other Intelligent Transportation System/Commercial Vehicle Operations (ITS/CVO) initiatives directed by the Federal Motor Carrier Safety Administration. CVISN and ITS/CVO initiatives are focused on streamlining government regulatory processes by consolidation of functions and electronic data exchanges.

## OTHER OPERATIONS

- Collection of apportioned ad valorem fees for WV counties
- Advice and training for law enforcement personnel and others concerning policies, regulations and statutes pertaining to commercial vehicles
- Processing and issuance of fuel tax decals for intrastate motor carriers

## GOALS & OBJECTIVES

- Implement new state of the art web based registration system
- Relocate IRP office to a more convenient location for WV motor carriers
- Make IRP/IFTA credentialing available through DMV regional offices
- Develop electronic credentialing and self-credentialing for motor carriers
- Streamline administration of motor carrier credentialing and taxation
- Continue implementation of national ITS/CVO initiatives
- Reduce administrative paperwork, and enhanced compliance with motor carrier regulations through application of state-of-the-art technology
- Implement the PRISM program to improve the safety performance of high-risk carriers

## FY 2005 PROJECTIONS

<b>Carriers registered in IRP</b>	3,300	<b>IFTA decal issues</b>	15,000
<b>Trucks registered in IRP</b>	12,500	<b>Road tax accounts</b>	2,650
<b>IFTA accounts</b>	2,700	<b>Road tax decals issued</b>	7,500

## MOTOR CARRIER SERVICES

### IRP REGISTRANTS

	<b>FY 2003</b>	<b>FY 2004</b>
<b>Power units</b>	11,082	11,415
<b>Carriers</b>	3,273	3,250

### IRP REVENUE

	<b>FY 2003</b>	<b>FY 2004</b>
<b>West Virginia</b>	\$10,218,748	\$10,316,717
<b>All other states</b>	\$2,864,717	\$3,808,088
<b>Ad valorem fees</b>	\$7,299,688	\$7,054,012

### IFTA PARTICIPATION

	<b>FY 2003</b>	<b>FY 2004</b>
<b>Members</b>	2,689	2,622
<b>Decals issued</b>	15,022	14,577




***MOTOR CARRIER SERVICES***

**ROAD TAX REGISTRANTS**

	<b>FY 2003</b>	<b>FY 2004</b>
<b>Members</b>	2,722	2,562
<b>Decals issued</b>	7,258	7,492


**COMMERCIAL DRIVER'S LICENSE HOLDERS**

	<b>FY 2003</b>	<b>FY 2004</b>
	71,895	71,736



**FY 2004 ANNUAL REPORT**

# LEGAL



# SERVICES

*DMV -- KEEPING WEST VIRGINIANS ON THE MOVE*

## LEGAL SERVICES


The Legal Services Section serves as DMV's in-house counsel, conducts administrative hearings that arise from disciplinary actions taken by DMV against drivers, license services and motor vehicle dealerships, and tracks relevant court proceedings.

Legal Services also provides a liaison with the Attorney General's Office, and with county prosecuting attorneys who represent DMV in criminal and administrative proceedings. Legal Services' other duties include representing DMV in personnel grievances, and assisting in the drafting of DMV's legislative proposals.

Semiannual conferences keep the Section's hearing examiners informed of new case law and legislative revisions of the West Virginia Code. Legal Services' computer system is being updated so that hearing examiners may adjudicate hearings with maximum speed.


## ADMINISTRATIVE HEARINGS

<b>TYPE OF HEARING</b>	<b>FY 2003</b>	<b>FY 2004</b>
Driving under the influence of alcohol	3,234	3,025
Refusal to submit to blood alcohol content test	617	732
Under 21, any measurable blood alcohol content	39	64
Point system	31	11
Compulsory insurance	153	101
Medical suspensions	29	7
Fraudulent driver's license	2	4
Motor vehicle dealer revocations	0	0
Unpaid tickets	6	6
Student attendance program	2	1
Identity	N/A	33
Mandatory revocations	N/A	12
<b>Total Administrative Hearings Held</b>	<b>4,115</b>	<b>3,955</b>
<b>TOTAL ADMINISTRATIVE DECISIONS RENDERED</b>	<b>3,660</b>	<b>3,335</b>



FY 2004 ANNUAL REPORT

# INFORMATION



# SERVICES

*DMV -- KEEPING WEST VIRGINIANS ON THE MOVE*

---

---

---

## **INFORMATION SERVICES**

### **DATA ENTRY UNIT**


The Data Entry Unit verifies and enters vehicle titling and licensing information, verifies and distributes title documents, registration cards and related reports, assists DMV regional offices, and performs general information troubleshooting services agency-wide.

### **RECORDS UNIT**

The Records Unit maintains the agency's records, and responds to access requests from legally authorized sources. The Unit is also responsible for the optical imaging of all DMV files.


### **DRIVER'S HELP DESK UNIT**

The Driver's Help Desk Unit provides support and training to DMV employees processing drivers license applications.



FY 2004 ANNUAL REPORT

# DRIVER



# SERVICES

*DMV -- KEEPING WEST VIRGINIANS ON THE MOVE*

## DRIVER LICENSING

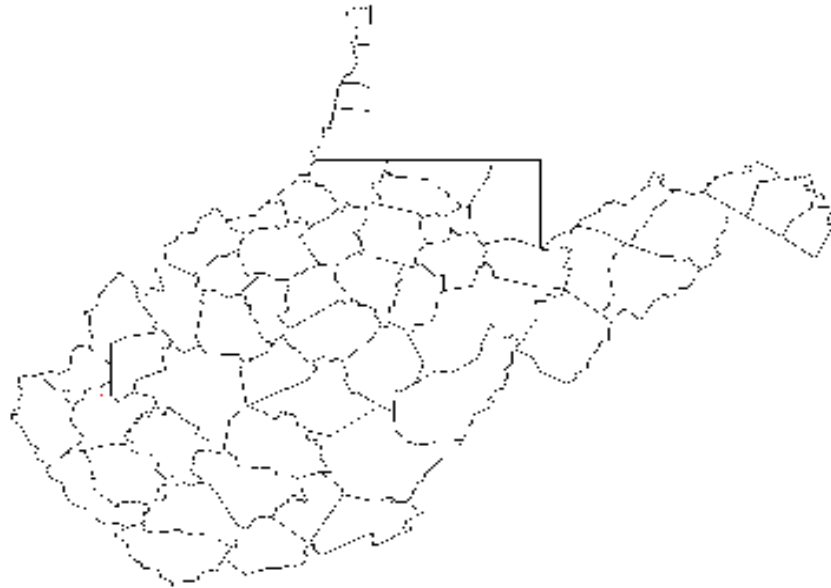
West Virginia's classified driver's license system specifies vehicle types that a licensee may operate. The class of licensees range from operators of 80,000 pound combination vehicles (Class A) to persons who are restricted to the operation of motorcycles only (Class F). The classified driver's license system ensures that licensees operate only those types of vehicles for which they have the proper training and safety record.

DMV is linked to the National Problem Driver Pointer System (PDPS) for interjurisdictional tracking of driving records. The computerized system searches the driving records of license applicants by name, birthdate, and in the case of commercial applicants only, Social Security number.

West Virginia implemented the graduated driver licensing program. Under the new system, teen drivers are eligible for an instruction permit (Level 1) at age 15, an intermediate license (Level 2) at 16, and a full license (Level 3) at age 17.

DMV's innovative digitized driver's license system has introduced one-stop shopping to DMV customers, and virtually eliminated the delays inherent in doing business with the agency via U.S. mail. New licenses, duplicates and renewals are available in minutes at any DMV regional office. The computer-generated license system reduces the risk of fraudulent issuance and increases the efficiency of record keeping. The system stores the facial images of licensees, thus providing reliable identification for subsequent transactions. Licensees have the option to store a digital finger image in their license record as an extra security precaution.

**LICENSED DRIVERS BY COUNTY**



	<b>CLASS E</b>	<b>CLASS D</b>	<b>CDL</b>	<b>TOTAL</b>
<b>Barbour</b>	9,700	373	757	<b>10,830</b>
<b>Berkeley</b>	57,110	1,219	3,306	<b>61,635</b>
<b>Boone</b>	16,476	524	1,175	<b>18,175</b>
<b>Braxton</b>	8,734	458	897	<b>10,089</b>
<b>Brooke</b>	16,148	269	897	<b>17,314</b>
<b>Cabell</b>	67,964	1,724	2,712	<b>72,400</b>
<b>Calhoun</b>	4,965	160	401	<b>5,526</b>
<b>Clay</b>	6,254	398	633	<b>7,285</b>
<b>Doddridge</b>	3,729	173	326	<b>4,228</b>
<b>Fayette</b>	31,645	1,266	2,135	<b>35,046</b>
<b>Gilmer</b>	4,163	166	380	<b>4,709</b>



**LICENSED DRIVERS by COUNTY**

*continued*

	<b>CLASS E</b>	<b>CLASS D</b>	<b>CDL</b>	<b>TOTAL</b>
Grant	7,614	95	778	<b>8,487</b>
Greenbrier	24,962	1,183	1,623	<b>27,768</b>
Hampshire	14,111	172	1,287	<b>15,570</b>
Hancock	24,911	259	1,169	<b>26,339</b>
Hardy	8,761	110	799	<b>9,670</b>
Harrison	48,902	1,838	2,433	<b>53,173</b>
Jackson	19,906	511	1,273	<b>21,690</b>
Jefferson	33,195	514	1,413	<b>35,122</b>
Kanawha	137,553	4,575	6,550	<b>148,678</b>
Lewis	11,971	482	1,135	<b>13,588</b>
Lincoln	13,053	572	1,284	<b>14,909</b>
Logan	24,722	896	1,597	<b>27,215</b>
Marion	40,646	1,603	1,788	<b>44,037</b>
Marshall	21,373	353	1,221	<b>22,947</b>
Mason	17,372	395	1,002	<b>18,769</b>
McDowell	16,428	486	1,062	<b>17,976</b>
Mercer	42,988	926	2,470	<b>46,384</b>
Mineral	19,910	306	1,289	<b>21,462</b>
Mingo	19,475	489	1,246	<b>21,253</b>
Mononglia	50,308	1,327	1,534	<b>53,169</b>

**LICENSED DRIVERS by COUNTY**

*continued*

	<b>CLASS E</b>	<b>CLASS D</b>	<b>CDL</b>	<b>TOTAL</b>
<b>Monroe</b>	9,042	325	648	<b>10,015</b>
<b>Morgan</b>	10,457	264	732	<b>11,453</b>
<b>Nicholas</b>	17,642	695	1,541	<b>19,878</b>
<b>Ohio</b>	33,688	592	1,436	<b>35,716</b>
<b>Pendleton</b>	5,464	70	517	<b>6,051</b>
<b>Pleasants</b>	4,727	170	331	<b>5,228</b>
<b>Pocahontas</b>	5,800	235	589	<b>6,624</b>
<b>Preston</b>	19,960	756	1,744	<b>22,460</b>
<b>Putnam</b>	35,567	1,207	2,084	<b>38,858</b>
<b>Raleigh</b>	51,341	1,716	2,793	<b>55,850</b>
<b>Randolph</b>	19,072	813	1,398	<b>21,283</b>
<b>Ritchie</b>	6,880	281	550	<b>7,711</b>
<b>Roane</b>	9,472	280	746	<b>10,498</b>
<b>Summers</b>	7,920	279	509	<b>8,708</b>
<b>Taylor</b>	9,233	346	582	<b>10,161</b>
<b>Tucker</b>	4,788	200	339	<b>5,327</b>
<b>Tyler</b>	5,995	154	352	<b>6,501</b>
<b>Upshur</b>	14,955	510	1,255	<b>16,720</b>
<b>Wayne</b>	21,931	487	1,461	<b>23,783</b>
<b>Webster</b>	6,025	321	518	<b>6,864</b>

**LICENSED DRIVERS by COUNTY**

*continued*

	<b>CLASS E</b>	<b>CLASS D</b>	<b>CDL</b>	<b>TOTAL</b>
<b>Wetzel</b>	13,427	452	796	<b>14,675</b>
<b>Wirt</b>	3,909	118	324	<b>4,351</b>
<b>Wood</b>	61,262	1,586	2,843	<b>65,691</b>
<b>Wyoming</b>	16,363	319	1,076	<b>17,758</b>
<b>TOTAL</b>	<b>1,219,873</b>	<b>35,998</b>	<b>71,736</b>	<b>1,327,607</b>

**TOTAL CREDENTIALS CURRENTLY ISSUED**

TOTAL MALE LICENSED DRIVERS	662,443
TOTAL FEMALE LICENSED DRIVERS	665,164
CHILDREN'S IDs	4,014
EMPLOYEE IDs	25,568
NON-DRIVER IDs	85,618

**SAFER**  
**OF ALL AGES**  
**KEEPS WEST VIRGINIANS**  
**GRADUATED LICENSING**

## DRIVER IMPROVEMENT

DMV's Driver Improvement Unit administers laws and regulations governing the restriction, suspension, revocation, and restoration of driving privileges. The Unit also schedules driver re-examinations, issue driving records, and administers DMV's Safety and Treatment Program for DUI offenders.

The Division's Safety and Treatment Program allows private mental health providers and state-funded facilities to offer educational and rehabilitative services, thus maximizing availability of the program to DUI offenders. The Division's Safety and Treatment Program helps DUI offenders acknowledge the effects of alcohol on their lives, and provides them the means to resolve their alcohol-related problems. DMV employs a chemical dependency specialist to oversee the treatment of DUI offenders.

DMV's Alcohol Test and Lock Program makes it possible to restrict rather than revoke the driving privileges of DUI offenders. A breath alcohol content monitor is wired into the ignition of participants' vehicles. Vehicles so equipped will not start unless an acceptable breath sample is submitted. DUI offenders are ineligible for Test and Lock if they appeal their license revocations, have a previous conviction for driving while revoked/suspended within the last two years, or have been convicted of DUI involving death, serious injury, or controlled substances. Participants must first serve a 30-day license revocation (first offense), and enroll in safety and treatment programs. They may drive only to or from work, school, AA meetings, or safety and treatment programs. Test and Lock enables participants to avoid the disruption of their efforts to lead orderly lives that a DUI would cause. DMV statistics show that the rate of DUI recidivism is much lower among Test and Lock participants than among the general population. Thus, Test and Lock benefits both society and the problem driver.

West Virginia cooperates with other states in tracking unpaid and unresolved traffic citations. DMV suspends the licenses of West Virginia motorists who fail to satisfy a complaint originating from other U.S. jurisdictions. Licenses are reinstated upon proof of satisfaction.

DMV tracks problem drivers and takes corrective action when necessary to ensure that all licensees drive responsibly. Those who fail may lose their driving privilege through the accumulation of points against their license. The Division also suspends the license of any person under the age of 18 who is not a high school graduate or currently enrolled in school or a general educational development (GED) program.

**LICENSE REVOCATIONS / SUSPENSIONS**

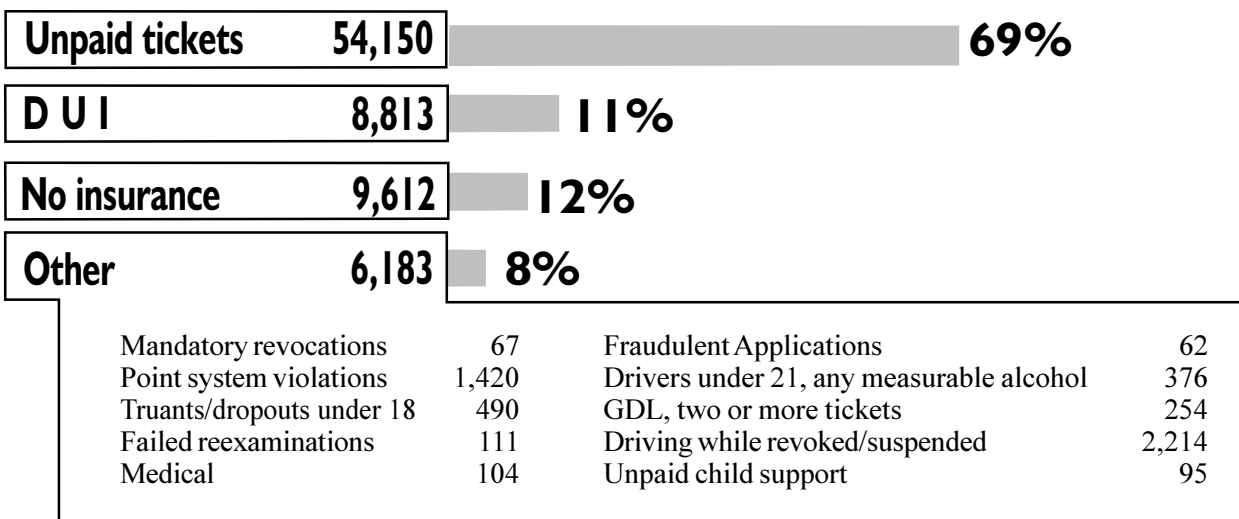
DMV’s responsibility does not end with the issuance of a driver’s licenses. The Division monitors the driving activity of all licensees through a number of methods.

The Driver’s License Advisory Board is appointed by the Governor, with the advice and consent of the Senate. The Board advises the Commissioner of Motor Vehicles on vision standards and medical criteria relevant to the licensing of drivers. The Board’s five members are all physicians, one of whom must be an ophthalmologist.

The main purpose of any license suspension is to protect the public from drivers who operate their vehicle in an unsafe or illegal manner, and to offer opportunities for motorists to improve their driving through participation in safety and training programs.

West Virginia was one of the first states to implement extrajudicial administrative sanctions for DUI offenders. The federal government followed West Virginia’s lead, and now requires all states to perform an administrative review of all DUI arrests, in order to remain eligible for certain federal transportation and safety grants.

**REVOCATION / SUSPENSION TOTALS -- FY '04**



**DRIVER IMPROVEMENT STATISTICS**

<b>DRIVING UNDER THE INFLUENCE</b>	<b>FY 2003</b>	<b>FY 2004</b>
DUI revocations	8,206	8,813
Under 21, any measurable blood alcohol content	307	376
Hearings held	4,463	3,025
Decisions rendered	3,922	2,718
Revocations upheld	2,487	1,533
Revocations dismissed	1,435	1,185
Insufficient evidence	402	299
Arresting officer did not appear	931	771
Arresting officer did not present evidence	102	115
Total convictions from magistrate courts	3,693	3,255
Total convictions from circuit court	189	101
Total convictions from municipal court	456	374
Persons completing safety and treatment program	3,693	3,946
Alcohol Test and Lock Program		
Applications	446	501
Installations	312	369
Enrollees completing program	271	281
<b>RESIDENT VIOLATORS</b>		
License suspensions	50,600	54,150
License reinstatements	31,710	30,942
<b>STUDENT ATTENDANCE PROGRAM</b>		
Notices received	2,159	1,958
License suspensions	589	490
License reinstatements	493	377

**DRIVER IMPROVEMENT STATISTICS**

*continued*

**OFFENSES REQUIRING REVOCATION**

	<b>FY 2003</b>	<b>FY 2004</b>
Reckless driving (third offense in 24 months)	0	0
Driving while revoked or suspended	2,739	2,214
Speed racing (on a public street or highway)	39	38
Hit and run (personal injury)	7	1
Manslaughter (negligent homicide)	3	0
Leaving the scene of an accident	40	28

**POINT SYSTEM**

Letters of caution issued	10,672	7,486
Suspensions	1,898	1,420
Hearings	31	11
Reinstatements	1,455	1,158
Medical Suspensions	80	104
Reexam Suspensions	120	111

**REPORTED TRAFFIC CONVICTIONS**

Reckless/Hazardous driving	1,184	1,078
Speeding in a school zone	141	147
Speeding	26,569	23,120
Hit and run (property damage)	11	0
Leaving accident (property damage)	501	498
Passing stopped school bus	69	59

**DRIVER IMPROVEMENT STATISTICS**

*continued*

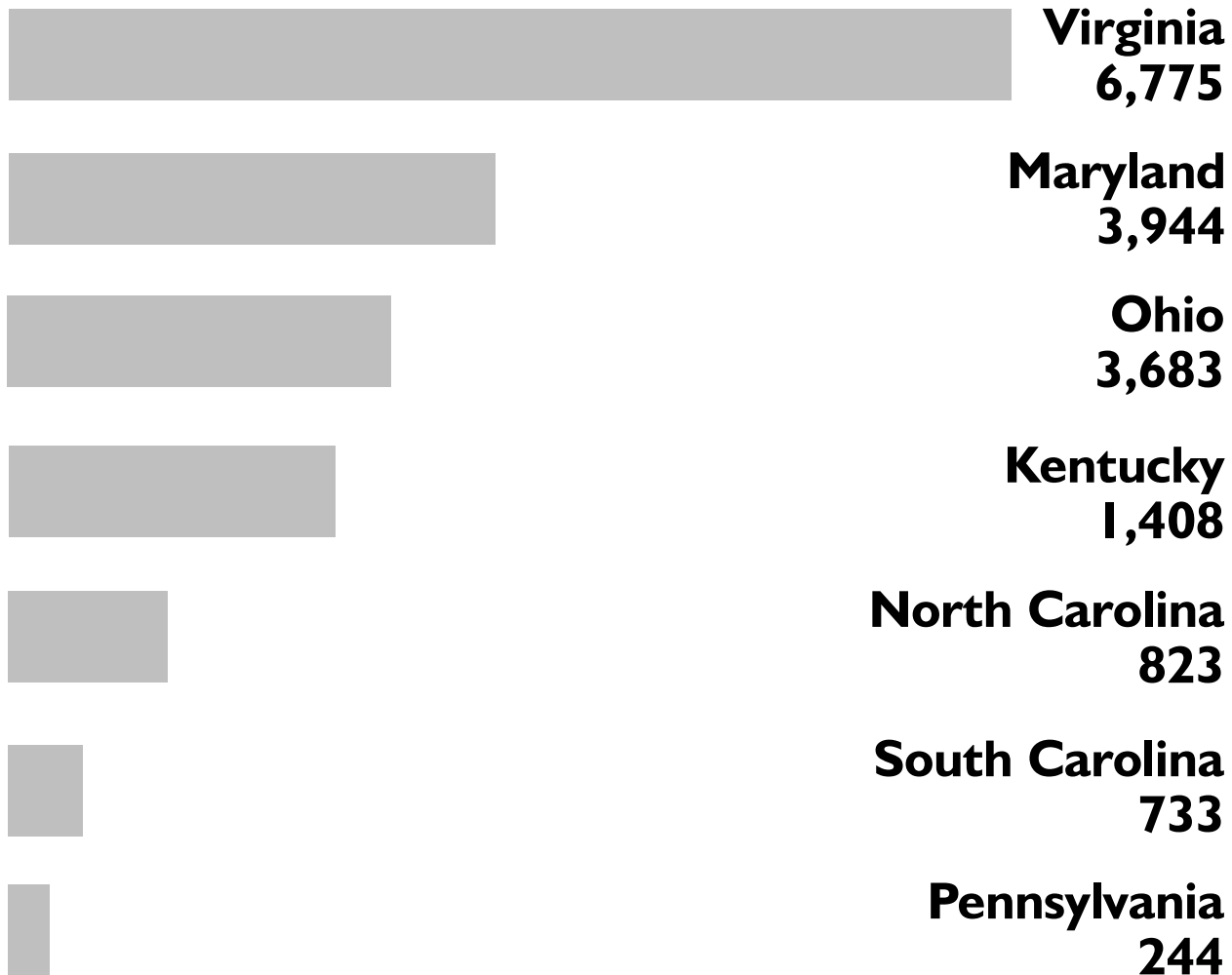
	<b>FY 2003</b>	<b>FY 2004</b>
Improper passing	825	670
Improper signal/no signal	135	135
Improper lane change	168	151
Failure to keep in proper lane	86	80
Failure to follow police officer's instructions	24	31
Failure to yield to an emergency vehicle	40	48
Failure to obey traffic sign/control device	3,934	3,376
Driving left of center	714	705
Driving too fast for conditions	132	125
Failure to keep vehicle under control	2,115	1,890
Failure to yield when merging	1,690	1,396
Following too closely	432	412
Driving with more than three people in front	45	55
Driving wrong way on a one-way street	166	117
Driving on wrong side of road	1	4
Making improper turn	347	197
Improper backing	113	83



**DRIVER'S LICENSE COMPACT**

The Driver's License Compact is an agreement among 46 states (excluding Wisconsin, Michigan, Kentucky and Georgia) to report nonresident traffic offenders to their home jurisdictions.

**VIOLATIONS BY W.VA. DRIVERS, NEARBY STATES**



**VIOLATIONS REPORTED, ALL STATES**

	<b>FY 2003</b>	<b>FY 2004</b>
Alabama	81	50
Alaska	<i>no report</i>	<i>no report</i>
Arizona	19	33
Arkansas	23	26
California	44	58
Colorado	21	45
Connecticut	22	15
Delaware	78	61
Dist. of Columbia	<i>no report</i>	1
Florida	60	20
Georgia	51	71
Hawaii	<i>no report</i>	<i>no report</i>
Idaho	22	12
Illinois	120	119
Indiana	224	209
Iowa	56	33
Kansas	51	65
Kentucky	1,545	1,408
Louisiana	34	23
Maine	3	6
Maryland	3,530	3,944

**VIOLATIONS REPORTED, ALL STATES**

*continued*

	<b>FY 2003</b>	<b>FY 2004</b>
Massachusetts	12	8
Michigan	139	110
Minnesota	15	11
Mississippi	19	11
Missouri	128	61
Montana	11	20
Nebraska	25	21
Nevada	9	10
New Hampshire	<i>no report</i>	2
New Jersey	60	70
New Mexico	43	34
New York	255	205
N. Carolina	964	823
N. Dakota	20	15
Ohio	2,679	3,683
Oklahoma	19	26
Oregon	26	26
Pennsylvania	243	244
Rhode Island	<i>no report</i>	<i>no report</i>
S. Carolina	646	733
S. Dakota	3	8

*continued*

**VIOLATIONS REPORTED, ALL STATES**

	<b>FY 2003</b>	<b>FY 2004</b>
Tennessee	211	214
Texas	52	91
Utah	23	13
Vermont	4	1
Virginia	7,108	6,775
Washington	49	39
Wisconsin	15	33
Wyoming	51	34
<b>TOTAL</b>	<b>18,568</b>	<b>19,520</b>

Forty-four states (excluding California, Oregon, Montana, Wisconsin, Michigan and Alaska) allow nonresident motorists to accept a traffic citation for certain violations and proceed on their way without delay. Member states reciprocally suspend the driver's licenses of their residents who fail to satisfy a traffic complaint issued in another state.

	<b>FY 2003</b>	<b>FY 2004</b>
<b>Noncompliance reports from other states</b>	3,355	2,680
<b>Noncompliance files closed upon proof of compliance</b>	1,506	1,528
<b>License suspended for failure to comply</b>	2,169	1,844
<b>Notices mailed to other states</b>	12,126	15,183

**RESIDENT VIOLATOR**

	<b>FY 2003</b>	<b>FY 2004</b>
Notices received	62,007	69,767
Suspensions	50,606	54,150
Reinstatements/Cleared	31,710	30,942

**COMPULSORY INSURANCE**

DMV monitors motorist compliance with West Virginia’s compulsory automobile insurance law in several ways. Vehicle registrants are required to complete an owner’s statement of insurance when a vehicle is registered. Through random sample verification procedures, motorists are asked to provide current proof of insurance, and insurance companies are asked to confirm owners’ statements of insurance. Accident reports submitted by investigating law enforcement officers are checked for insurance information. Court reports of citations for failure to have insurance are also used. Penalties for driving without insurance include both license and registration suspension. Below is an accounting of the Division’s insurance-related administrative actions.

	<b>FY 2003</b>	<b>FY 2004</b>
<b>Court Reports</b>		
Suspension letters	7,919	8,622
Driver’s license suspensions	5,556	5,970
Vehicle license suspensions	3,250	3,524
State Police serve orders	1,254	1,371
Total accident/court susp. letters	12,143	13,408

	<b>FY 2003</b>	<b>FY 2004</b>
<b>Verifications</b>		
Verifications requested	13,736	14,913
Certified suspension letters	3,544	3,875
Driver’s licenses revoked	702	749
Vehicle licenses suspended	761	813
State Police serve orders	674	737

**COMPULSORY INSURANCE**

*continued*

	<b>FY 2003</b>	<b>FY 2004</b>
<b>Accident Reports</b>		
Pending suspension letters	4,460	5,019
Driver's license suspensions	1,883	2,151
Vehicle license suspensions	1,218	1,396
State Police serve orders	648	715
<b>Cancellations</b>		
Pending suspension letters	3,691	3,967
Driver's license suspensions	396	427
Vehicle license suspensions	401	435
Certified suspension letters	1,486	1,609
State Police secure orders	408	442
<b>Judgments</b>		
Suspension letters	282	317
Driver's license suspensions	280	315
Vehicle license suspensions	54	53
State Police serve orders	15	18

## GOVERNOR'S HIGHWAY SAFETY PROGRAM

The Governor's Highway Safety Program (GHSP) is the lead agency for West Virginia's participation in federally mandated and funded highway safety improvement measures. The Division of Motor Vehicles oversees the GHSP. DMV Commissioner F. Douglas Stump is Governor Wise's Representative for Highway Safety.

The National Highway Traffic Safety Administration (NHTSA) awards highway safety-enhancement funds to the various states, according to their specific needs. The areas of need that NHTSA considers include Substance-Impaired Driving Prevention, Vehicle Occupant Protection, Police Traffic Services, Traffic Records, Motorcycle/Bicycle/Pedestrian Safety, Emergency Medical Services.

In turn, the Governor's Highway Safety Program encourages, promotes, and supports eight Traffic Safety Programs throughout West Virginia. The Traffic Safety Programs are located in the population centers of Charleston, Parkersburg, Beckley, Huntington, Martinsburg, Wheeling, Bluefield, and Clarksburg. Their mission is to develop and implement the measures that their regions require to lower crashes, injuries and fatalities on the roadways in West Virginia. This decentralized plan allows for maximum flexibility and accuracy in the identification of highway safety problems. The entire state is covered by these eight programs. Traffic Safety Programs received approximately 50 percent of West Virginia's federal highway safety improvement funding. These Traffic Safety programs also assist the GHSP and DMV in informing the public about highway safety enhancement legislation.

The Governor's Highway Safety Program evaluates its performance annually, according to the progress it has made in reaching three goals for FY 2005:

- ◆ Reduce the fatality rate rate per 100 million vehicle miles traveled (VMT) from 2.08 in 1998 to 1.75 in year 2005 (FY-04 rate 2.06)
- ◆ Reduce the fatality rate per 10,000 residents from 2.13 in 1998 to 1.9 in year 2005. (FY-04 rate 2.18)
- ◆ Reduce the number of injuries per 100 million miles traveled from 135 in 1998 to 120 in the year 2005. (FY-04 - 132)



## GHSP PUBLIC INFORMATION

GHSP 's public information efforts focus on awareness, education and the promotion of highway safety initiatives such as seat belt use, consequences of impaired driving, child passenger safety and bicycle safety. Changing driver behavior is emphasized as the key to successful highway safety programs.

## DUI COUNTERMEASURES

This year, the Legislature passed the .08 BAC bill. The GHSP believes this will allow law enforcement to stop impaired drivers sooner, avoiding crashes and fatalities.

The GHSP participates in a NHTSA Region III Impaired Driving Initiative "Checkpoint Strikeforce." In FY 2004 GHSP sponsored a minimum of one sobriety checkpoint a week in West Virginia. We are working closely with the Commission on Drunk Driving Prevention, State and local law enforcement on lowering the alcohol involved fatality rate from its current level of 37.5%. In FY 2004 there were 103 Checkpoints and 175 DUI arrests. We intend to double the effort in FY 2005. The GHSP offered the following training to law enforcement in FY 2004:

- 1. Operating Sobriety Checkpoints - 2 classes 27 students
- 2. Supervising Sobriety Checkpoints - 2 classes 47 students
- 3. Presenting Evidence at DMV Hearings - 2 classes 24 students
- 4. SFST Updates - 12 classes 212 students
- 5. Traffic Occupant Protection Strategies - 13 classes 158 students

The GHPS Law Enforcement Liaison Office conducted 31 classes and 467 students completed the training. In 2004/2005 the GHSP will broaden its training activities and have a goal of increasing by 20 % the number of students completing training.





# GHSP

## GHSP SEAT BELT INITIATIVES

The safety belt usage rate was 49% in 2000 when the GHSP Developed the "Click it or Ticket Challenge". The rate went to 52% in November 2001. As a direct result of the Click it or Ticket Program, and with the assistance of our law enforcement partners and a large paid media effort, our seat belt usage rate soared to an all time high of 74.% in June 2003. This year, we climbed another two percentage points to 76%. Our goal in FY 2005 is to increase the seat belt usage rate on state roads to 78% and to 85% by FY 2006.

The GHSP has designated occupant protection as our number one priority, and we have contracted the services of a full-time law enforcement liaison to coordinate our efforts with the law enforcement community. Agencies who fully participate in this project are awarded funding for training, equipment, amd overtime enforcement projects. The GHSP also offers two training classes in occupant protection issues: Traffic Occupant Protection Strategies(TOPS) and Child Passenger Safety Technician (CPS). Other than training on these issues, the GHSP provides funding for Child Passenger Safety Clinics and Safety Seat programs throughout West Virginia. The GHSP conducted five 32 hour NHTSA Child Passenger Safety Technician classes and 52 students successfully completed the course.

## GHSP FUNDING SOURCES & EXPENDITURES -- FY '04


	<b>Federal Funds</b>	<b>Matching Funds</b>
<b>Planning and administration</b>	\$ 106,000	\$106,000
<b>Project funds</b>	<u>2,559,788</u>	<u>751,600</u>
	<b>\$2,665,788</b>	<b>\$857,600</b>

## GHSP FEDERAL FUNDING POLICY COMPLIANCE

NHTSA grant funding policy states that no more than 10 percent of a NHTSA grant may be expended on admimistrative cost. Federal statute requires that local political subdivisions be allocated at least 40 percent of all federal highway safety funding the state receives. GHSP distributed 60 percent of its FY-04 federal funding to various local governments, exceeding the requirement.


NHTSA requires thqt the state match at least 25 percent of all NHTSA funding received by the GHSP. The states FY 2004 allocation to the GHSP exceeded this requirement.





FY 2004 ANNUAL REPORT

# MANAGEMENT



# SERVICES

*DMV -- KEEPING WEST VIRGINIANS ON THE MOVE*

---

---

## MANAGEMENT SERVICES

Management Services performs DMV's various administrative and fiscal tasks, including revenue control, bad check collection, purchasing, auditing, accounting and title entry.

The Receiving and Procession Section of Management Services processes title work and vehicle renewals received via U.S. Mail. During FY 2004, the unit processed 247,139 vehicle titles and title applications. The efficient operation of this unit enables DMV to deposit \$74,600,000 in privilege tax remittances from vehicle owners within hours of receipt and track the status of the title work during processing. This section sent 392,259 customer checks to the State Treasurer's office for remittance processing during FY 2004.

The Accounting Section of Management Services is responsible for depositing and recording the \$280,556,123 collected in revenue during FY 2004. Privilege taxes, which the state uses to match federal highway construction grants, accounted for \$176,699,975 of the total. Over 1,700 checks, drafted in the amount of \$268,622 were returned to DMV for insufficient funds. During the year \$192,945 in payments were received for 1,389 of these checks.

The Purchasing and Accounts Payable Unit oversees DMV's expenditures, facility maintenance, employee travel reimbursement training, and provides budgetary and efficiency by expanding its use of State Purchasing Cards.

The Accounting Purchasing Section was awarded the State Auditor's "Award of Excellence" for the fifth year.

Credit cards are accepted at all DMV Regional Offices and at the main headquarters in Charleston. During the past fiscal year 54,452 credit card transactions for \$8,184,047 were processed.

The Division's Commemorative NASCAR website is available to the public. Fourteen different NASCAR and driver specific plates are now available on-line.

**AGENCY GROSS ANNUAL REVENUE**

**GROSS REVENUE (\$)**

<b>84</b>	123,219,966	<b>+11%</b>
<b>85</b>	133,902,935	<b>+9%</b>
<b>86</b>	138,534,722	<b>+3%</b>
<b>87</b>	148,709,918	<b>+7%</b>
<b>88</b>	143,457,034	<b>-4%</b>
<b>89</b>	153,941,653	<b>+7%</b>
<b>90</b>	161,981,910	<b>+5%</b>
<b>91</b>	163,242,281	<b>+1%</b>
<b>92</b>	167,928,903	<b>+3%</b>
<b>93</b>	174,318,216	<b>+4%</b>
<b>94</b>	191,307,717	<b>+10%</b>
<b>95</b>	200,489,013	<b>+5%</b>
<b>96</b>	207,700,601	<b>+4%</b>
<b>97</b>	210,776,804	<b>+1%</b>
<b>98</b>	226,104,741	<b>+7%</b>
<b>99</b>	236,675,098	<b>+4%</b>
<b>00</b>	261,008,299	<b>+10%</b>
<b>01</b>	255,387,466	<b>-2%</b>
<b>02</b>	281,353,927	<b>+4%</b>
<b>03</b>	274,159,960	<b>-2.5%</b>
<b>04</b>	280,556,123	<b>+2.3%</b>

**AGENCY REVENUE BY SOURCE**

<b>ROAD FUND</b>	<b>FY 2003</b>	<b>FY 2004</b>
Registration fees	\$ 86,238,466	\$ 83,145,930
Privilege tax	167,722,905	176,699,975
Litter control fee	1,595,414	1,578,103
<b>GENERAL REVENUE (Instruction permits)</b>	\$ 63,965	\$ 62,336
<b>SPECIAL REVENUE</b>	<b>FY 2003</b>	<b>FY 2004</b>
Boat license (DMV)	\$188,747	\$76,948
Boat license (DNR)	188,740	76,924
International Registration Plan	2,864,717	3,808,088
Returned check fees	12,496	13,161
Insurance fees	855,478	874,761
Driver rehabilitation fees (mental health centers)	128,569	156,765
Hearing docket fees (DMV witness fees)	42,394	40,765
Driver license reinstatement	708,790	792,435
Special plates	401,014	397,668
Motorcycle safety (DMV) fund	216,971	235,333
Motorcycle safety (DPS) exam fund	80,020	90,945
CDL program (DMV)	793,251	863,715
Inspection of reconstructed vehicles	172,875	192,244

---

---

---

## MANAGEMENT SERVICES

*continued*

### AGENCY REVENUE BY SOURCE

	<b>FY 2003</b>	<b>FY 2004</b>
Voter Registration Fee (Secretary of State)	122,513	192,946
DMV/DNR Nongame Wildlife Fund (1 year)	257,850	256,455
DMV/DNR Nongame Wildlife Fund (2 year)	135,440	143,730
Ad Valorem	7,299,688	7,054,012
Ad Valorem Administrative Fund	74,216	46,261
Environmental Cleanup	3,504,859	3,496,597
Dealer Recovery Fund	262,835	247,350
Prior Year Expiring Funds	<u>227,747</u>	<u>12,676</u>
<b>TOTAL REVENUE</b>	<b>\$274,159,960</b>	<b>\$280,556,123</b>

---

---

---

### AGENCY EXPENDITURES

	<b>FY 2003</b>	<b>FY 2004</b>
Personnel services	\$ 13,990,278	\$ 14,578,856
Increment pay	213,271	229,345
Fringe benefits	4,875,487	5,634,690
Operating/overhead	<u>21,687,456</u>	<u>21,778,335</u>
<b>TOTAL EXPENDITURES</b>	<b>\$40,766,493</b>	<b>\$42,221,226</b>