



WEST VIRGINIA DEPARTMENT OF TRANSPORTATION
Division of Motor Vehicles

1800 Kanawha Boulevard East • Building Three
Charleston, West Virginia 25317-0910

Joe Manchin III
Governor

November 15, 2005

The Honorable Joe Manchin III
Governor of West Virginia
State Capitol
Charleston, WV 25305

Dear Governor Manchin:

Pursuant to Constitutional requirements, I am pleased to submit to you the Division of Motor Vehicles' Annual Report for the fiscal year ending June 30, 2005.

This report is statistical in format and summarizes DMV's operations.

DMV revenue collections for Fiscal Year 2005 totaled \$284,062,765 note with satisfaction that, in spite of increased budgetary pressure as the agency's mission grows more complex, DMV required only 16 percent of this total to meet its operating expenses.

Sincerely,

Joseph Cicchirillo
Commissioner

JC/mjl
cc: Danny Ellis
Cabinet Secretary

W

VD

MV

FY 2005 ANNUAL REPORT

JOSEPH CICCHIRILLO

Commissioner of Motor Vehicles

MONICA J. PRICE

Executive Assistant to the Commissioner

STEVEN O. DALE

Executive Assistant to the Commissioner

DAVID H. BOLYARD

Director, Driver Services

GLENN O. PAULEY

Director, Vehicle Services, IRP, Dealers

JILL M. DUNN

General Council, Legal Services

RICHARD M. JOHNSTON

Director, Management Services

PETE LAKE

Director, Regional Offices, Call Center

BOBBY TIPTON

Director, Governor's Highway Safety Office

STEVE EDENS

Director, Support Services, Investigations, Security

DMV REGIONAL OFFICES

**BECKLEY
CLARKSBURG
ELKINS
FLATWOODS
FRANKLIN
HUNTINGTON
KANAWHA CITY**

**LOGAN
LEWISBURG
MARTINSBURG
MOOREFIELD
MORGANTOWN
MOUNDSVILLE
PARKERSBURG**

**PT. PLEASANT
PRINCETON
ROMNEY
SPENCER
WELCH
WILLIAMSON
WINFIELD**

TABLE OF CONTENTS

COMMISSIONER'S FOREWORD	i
REGIONAL OFFICES	ii
NEW MOTOR VEHICLE LEGISLATION	1
VEHICLE SERVICES	4
Introduction	5
Titling and Registration	5
Dealer Services/Leasing	5
Regional Office Operations	5
Driver Examinations	6
Vehicle Dealer Oversight	7
Title and Registration Transactions	7
Vehicle Registrations by Class	8
Vehicle Registrations by County	9
Personalized License Plates	11
Special & Organizational License Plates	12
Registered Vehicle Dealers	13
Regional Office Revenue	16
Motorboat Registrations	17
Driver Examination Totals	20
MOTOR CARRIER SERVICES	22
Introduction	23
Other Operations	24
Goals & Objectives	24
FY 2006 Projections	24
IRP Registrants & Revenues	25
IFTA Participation	25
Road Tax Registrants	26
Commercial Driver's License Holders	26
LEGAL SERVICES	27
Administrative Hearings	28

INFORMATION SERVICES	29
Data Entry Unit	30
Records Unit	30
Driver's Help Desk Unit	30
DRIVER SERVICES	31
Driver Licensing	32
Licensed Drivers by County	33
Total Credentials Currently Issued	36
Driver Improvement	37
Revocations/Suspensions	38
Revocation/Suspension Totals	38
Driver Improvement Statistics	39
Driver's License Compact	42
Violations by West Virginia Drivers in Nearby States	42
Violations Reported -- All States	43
Nonresident Violator Compact	45
Compulsory Insurance	46
Governor's Highway Safety Program. (GHSP)	48
GHSP Public Information	49
DUI Countermeasures	49
GHSP Seat Belt Initiatives	50
GHSP Funding Sources and Expenditures	50
MANAGEMENT SERVICE	51
Introduction	52
Agency Gross Annual Revenue	53
Agency Revenue /Expenditure by Source	54
Agency Expenditure	55

COMMISSIONER'S FOREWORD

It is with great satisfaction I can report that the Division of Motor Vehicles has streamlined our customer service to the citizens of West Virginia during the 2005 fiscal year.

As you are well aware, the terrorist attacks on our country in 2001 brought about many changes. We have successfully implemented a new driver's license system that will provide the citizens of this state with new security features and a new design based on National Standards.

The accomplishments in this report will demonstrate that we have kept operation costs down and continued to return a high percentage of revenue to the West Virginia Road Fund.

Other highlights of FY 2005 for the Division of Motor Vehicles include:

- ◆ Partial implementation of the REAL ID Act passed in May 2005
- ◆ Processed 76,000 credit card transactions worth \$10.8 million dollars
- ◆ Installed a new digital drivers license system with multiple security features
- ◆ Offered the ATV Safety Awareness Program for approximately 5,000 young riders
- ◆ Changed the Divisions call center to voice-over IP technology
- ◆ Saved money by completing from a part-time remote driver licensing site to a full-service DMV regional office
- ◆ Eliminated personnel positions through attrition for an appreciable savings
- ◆ Finalized plans for a new office in Jefferson County to accommodate expanding population in the eastern panhandle

I hope you find this report informative, as the Division of Motor Vehicles is proud of our accomplishments.

Joseph Cicchivilla

Commissioner of Motor Vehicles

DMV Regional Offices



W *VD* *MV*

FY 2005 ANNUAL REPORT

NEW MOTOR VEHICLE LEGISLATION

Selected Summary

DMV -- KEEPING WEST VIRGINIANS ON THE MOVE



Senate Bill 414 **Child Booster Seats**

SB 414 Child booster sets now required for children under the age of 8 unless the child is at least 4'9" tall or taller meets federal child safety guidelines and recommendation from medical organizations.. The purpose is to protect the child against injuries caused by lap and shoulder belts riding too high on smaller passengers.

Senate Bill 435 **Unpaid Ticket Enforcement**

SB 435 Effective July 1, 2008, Tax Commissioner to withhold refunds to drivers who fail to respond to DMV notice of unpaid ticket within 90 days. On or before July 1, 2005 [§8-10-2b(f)] municipal courts may reissue unpaid ticket notices to DMV for action if the driver was convicted or failed to appear on or after January 1, 1993. Driver's license reinstatement fee increased from \$15 to \$50 for all driver's license suspensions and revocations. Driver's license reinstatement fee to be collected on all reinstatements for unpaid tickets unless court error. [§17B-3-3c(c)].

House Bill 2444 **DUI Repeat Offender**

HB 2444 DUI Repeat offender provision is to put West Virginia in compliance with Federal Rule; 49 CFR Part §1275 and prevent diversion of highway construction to highway safety projects. Mandatory interlock for repeat offenders on all vehicles operated by the offender. Repeat opportunities to participate in program. Minimum confinement periods changed to meet federal criteria.

NEW MOTOR VEHICLE LAWS

House Bill 2802 **Commercial Driver's License**

HB 2802 Commercial driver's license compliance legislation; Federal Rule 49 CFR Part 383. commercial drivers under higher standards, when operating a CMV or their own private vehicle..

WVD MV

FY 2005 ANNUAL REPORT

VEHICLE



SERVICES

DMV -- KEEPING WEST VIRGINIANS ON THE MOVE

VEHICLE SERVICES

The Vehicle Services Section titles and registers motor vehicles, issues driver's licenses and monitors motor vehicle dealers. It also operates regional offices in Beckley, Clarksburg, Elkins, Flatwoods, Franklin, Huntington, Kanawha City, Lewisburg, Logan, Martinsburg, Morgantown, Moorefield, Moundsville, Parkersburg, Point Pleasant, Princeton, Romney, Spencer, Welch, Williamson and Winfield.

TITLES AND REGISTRATION

The Titles and Registration Unit processes registrations and titles for all vehicles, (including motorboats), and issues special license plates and parking permits to handicapped drivers. Technological innovation has enabled the Unit to process all title work promptly upon receipt, track all title work in progress, and provide comprehensive information to customers who call in. Titles and Registration has been aggressive in implementing federal mandates that require increased scrutiny of odometer statements and the use of special tamper-resistant forms for many title transactions.

DEALER SERVICES/LEASING

Dealer Services issues motor vehicle dealer licenses and license service operation permits, inspects reconstructed vehicles, and oversees temporary registration plate issuance by dealers and license services. West Virginia assesses leased vehicle taxes according to the value of a vehicle's lease, rather than the value of the vehicle itself. DMV accordingly follows a special process for titling leased vehicles. Dealer Services processed 3,877 leased-vehicle titles during FY 2005. Annual revenues under this program have increased from \$854,000 to \$4,099,817 since FY 1995.

REGIONAL OFFICE OPERATIONS

This unit ensures that DMV's customer service activities are administratively centralized, while remaining operationally decentralized in regional, customer friendly offices. The combination yields maximum customer service flexibility and efficiency.

DRIVER EXAMINATIONS

With the division taking over sole responsibility for all steps of driver's license applicant examination process, we also inherited over forty (40) remote sites throughout West Virginia where testing was performed. Most sites were in local State Police detachments that were not built to accommodate the amount of traffic this process created. Some of these sites only provided testing opportunities once or twice a month. In order to provide more efficient testing, the division has pursued the elimination of the remote sites this year. Instead of reducing the number of testing days, we have actually increased testing in all of our regional offices to five (5) days a week.

The division is in the process of implementing computerized driver testing, replacing the current manual written test and should be available in all of our regional offices in FY 2006.

VEHICLE DEALER OVERSIGHT

	FY 2004	FY 2005
Dealers licensed	1,869	1,805
Dealer pre-application inspections	219	296
Dealer applicant investigations	343	178
Dealer compliance investigations	1,344	1,711
Unlicensed dealer investigations	307	191
Reconstructed vehicle inspections	5,505	5,120
Temporary registration plates issued:	177,391	174,078
To motorcycles	5,746	5,131
To dealers	136,593	134,519
To license services	31,982	32,478
To auto auction	3,070	1,950
Leased Vehicle Titles Processed	3,199	3,877
Revenue Leased Vehicles	\$3,700,184	\$4,099,817
Rental Taxes Collected	N/A	\$1,190,543

TITLE & REGISTRATION TRANSACTIONS

	FY 2004	FY 2005
Titles processed	754,366	746,733
License plate transfers	215,918	207,186
License plate exchanges	792	679
License plate duplicate issues	7,355	7,247
Duplicate decal issues	7,414	7,502
Lien recordings	251,414	250,323
Title file scans	753,159	764,192

VEHICLE SERVICES

REGISTRATIONS BY CLASS

CLASS	FY 2004	FY 2005
A -- Passenger	1,300,906	1,270,829
B -- Trucks	37,352	29,529
C -- Trailers, semis	92,052	101,842
G -- Motorcycles	18,981	17,160
H -- Buses	191	153
J -- Taxicabs	128	108
M -- Special mobile equipment	1,303	954
P -- Government	30,901	32,087
R -- Camping trailers	32,952	23,071
T -- Boat trailers	93,082	69,561
V -- Antique vehicles	10,391	5,028
X -- Farm vehicles	<u>2,097</u>	<u>1,455</u>
TOTAL	1,620,336	1,551,777

REGISTRATIONS BY COUNTY

	FY 2004	FY 2005
Barbour	13,585	12,836
Berkeley	81,286	80,953
Boone	21,402	20,004
Braxton	13,539	12,531
Brooke	18,915	17,596
Cabell	78,268	74,195
Calhoun	6,750	6,383
Clay	8,638	8,295
Doddridge	4,966	4,610
Fayette	42,034	39,500
Gilmer	5,883	5,667
Grant	11,957	11,874
Greenbrier	36,969	35,140
Hampshire	22,922	22,316
Hancock	29,487	28,553
Hardy	13,658	13,197
Harrison	62,334	59,877
Jackson	27,984	26,469
Jefferson	44,654	46,123
Kanawha	174,050	166,895

	FY 2004	FY 2005
Lewis	10,220	17,256
Lincoln	17,011	16,683
Logan	29,709	28,082
McDowell	18,425	17,513
Marion	51,927	51,042
Marshall	25,045	23,724
Mason	22,829	21,563
Mercer	54,408	50,392
Mineral	27,345	26,541
Mingo	23,397	22,291
Monongalia	57,164	55,129
Monroe	13,000	12,390
Morgan	15,835	15,584
Nicholas	26,119	25,309
Ohio	39,768	37,865
Pendleton	8,702	8,403
Pleasants	6,422	6,074
Pocahontas	9,660	9,262
Preston	28,479	28,094
Putnam	45,306	42,873

VEHICLE SERVICES

REGISTRATIONS BY COUNTY

continued

	FY 2004	FY 2005
Raleigh	64,561	62,163
Randolph	26,793	25,266
Ritchie	10,361	9,767
Roane	12,869	12,205
Summers	10,607	9,962
Taylor	12,110	11,846
Tucker	6,890	6,558
Tyler	7,898	7,195
Upshur	27,004	25,874
Wayne	26,822	25,160
Webster	8,734	8,296
Wetzel	17,723	16,960
Wirt	5,547	5,351
Wood	77,800	73,960
Wyoming	21,464	19,906
Out-of-State	23,093	22,224
Total	1,606,336	1,551,777

PERSONALIZED LICENSE PLATES



WEST VIRGINIA
LICENSE PLATES



MAY BE
PERSONALIZED
TO ORDER



	PERSONALIZED PLATES ISSUED
1989	20,841
1990	24,137
1991	25,725
1992	25,388
1993	25,992
1994	26,014
1995	26,192
1996	30,635
1997	31,908
1998	31,799
1999	31,262
2000	34,043
2001	35,156
2002	36,497
2003	37,705
2004	39,103
2005	41,558

VEHICLE SERVICES

SPECIAL & ORGANIZATIONAL PLATES

	FY 2004	FY 2005
Personalized	39,103	41,558
Veteran	17,042	16,883
EMS	752	781
Firefighter	2,966	2,617
Certified Firefighter	110	158
Volunteer Firefighter	248	771
Medal of Honor	1	1
Pearl Harbor	73	49
Purple Heart	4,000	3,070
Prisoner of War	366	245
Disabled Veteran	2,652	2,590
National Guard	433	461
Governor's Numbers	1,053	1,143
Legislative	157	161
Former Legislative	N/A	21
Ham radio	999	1,263
Antique	13,459	9,535
Handicapped	5,202	6,510
Military Organizations	1,570	3,427
Special Organizations	3,431	3,593
Patriotic	3,932	6,598
9/11 Commemorative	2,664	3,691
Silver-Haired Legislature	13	9
NASCAR	8,159	7,496
DNR Wildlife(Bird)	18,577	17,402
DNR Wildlife(Deer)	6,053	10,470
Whitewater Rafting	N/A	66
Breast Cancer Awareness	N/A	265
4H/FAA	N/A	49

REGISTERED VEHICLE DEALERS

DEALER CLASSES: **D** -- New and used vehicles other than motorcycles **DTR** -- Trailers, semi-trailers, house trailers
DUC -- Used vehicles other than motorcycles **F** -- New and used motorcycles **MFG** -- Reconstructors, assemblers, andreassemblers of vehicles with special bodies **TRS** -- Transporters of vehicles to or from plants or agents of a manufacturer or purchaser **REP** -- Financial institutions authorized to repossess vehicles **DRV** -- Recreational vehicle dealers **AA** -- Auctioneers **WDR** -- Dealers in used parts, wreckers and dismantlers of vehicles for resale of parts

COUNTY	CLASS											=
	A A	D	DRV	DTR	DUC	F	MFG	REP	TRS	WDR		
Barbour	0	2	1	1	14	1	0	0	0	3	22	
Berkeley	1	5	3	12	77	3	0	0	0	11	112	
Boone	0	2	2	1	11	2	0	0	1	0	19	
Braxton	0	3	5	2	9	3	0	0	0	2	24	
Brooke	0	1	0	1	9	2	0	0	0	3	16	
Cabell	0	13	4	5	43	6	0	0	0	8	79	
Calhoun	0	0	1	1	6	0	0	1	0	0	8	
Clay	0	1	0	0	2	0	0	0	0	0	3	
Doddridge	0	0	0	0	2	0	0	0	0	0	2	
Fayette	0	5	1	3	20	0	0	0	0	0	29	
Gilmer	0	0	0	1	3	0	0	0	0	0	4	
Grant	0	1	1	1	12	1	0	0	0	0	16	
Greenbrier	0	6	3	4	19	1	0	0	0	4	37	
Hampshire	0	1	3	6	25	4	0	0	0	0	39	
Hancock	0	5	2	2	12	1	0	0	0	3	25	
Hardy	0	2	1	3	12	0	0	0	0	0	18	
Harrison	1	9	4	7	59	4	0	0	0	6	90	
Jackson	0	3	4	8	20	0	1	0	1	3	40	

VEHICLE SERVICES

REGISTERED VEHICLE DEALERS

continued

COUNTY	CLASS										
	A A	D	D R V	D T R	D U C	F	M F G	R E P	T R S	W D R	=
Jefferson	1	3	0	2	16	0	0	0	1	5	27
Kanawha	3	21	13	23	63	7	0	0	1	6	137
Lewis	0	5	4	2	15	1	0	0	0	5	32
Lincoln	0	0	0	0	10	0	0	0	0	4	14
Logan	0	4	4	4	15	2	0	0	0	0	29
Marion	0	4	3	1	14	0	0	0	0	4	26
Marshall	0	0	1	1	2	0	0	0	1	2	7
Mason	0	0	0	0	9	0	0	0	0	0	9
McDowell	0	8	8	4	49	2	1	0	0	6	78
Mercer	1	7	10	10	48	7	0	0	0	8	91
Mineral	0	4	3	4	29	1	0	0	0	3	44
Mingo	0	3	0	0	5	1	0	0	0	2	11
Monongalia	1	10	3	5	48	3	1	0	0	15	86
Monroe	0	0	0	1	9	0	0	0	0	1	11
Morgan	0	0	2	4	7	1	0	0	0	1	15
Nicholas	0	4	4	5	13	2	0	0	0	2	30
Ohio	0	12	4	5	18	3	0	0	0	2	44
Pendleton	0	0	0	1	7	0	0	0	0	1	9
Pleasants	0	1	2	3	4	0	1	0	0	0	11
Pocahontas	0	2	0	0	2	0	0	0	0	0	4
Preston	0	5	0	3	38	0	0	0	0	1	47

REGISTERED VEHICLE DEALERS

continued

COUNTY	CLASS										
	A A	D	D R V	D T R	D U C	F	M F G	R E P	T R S	W D R	=
Putnam	1	5	5	6	12	3	2	0	0	3	37
Raleigh	0	11	9	13	49	3	0	0	0	1	86
Randolph	0	8	7	7	29	4	0	0	0	2	57
Ritchie	0	2	2	5	4	0	1	0	0	0	14
Roane	0	2	0	1	9	0	0	0	0	1	13
Summers	0	0	1	0	7	0	0	0	0	0	8
Taylor	0	1	0	1	13	0	0	0	0	3	18
Tucker	0	1	0	0	3	0	0	0	0	1	5
Tyler	0	2	0	1	2	0	0	0	0	0	5
Upshur	1	3	2	3	24	2	0	0	0	3	38
Wayne	0	2	5	1	17	0	0	0	0	8	33
Webster	0	1	1	1	7	0	0	0	0	2	12
Wetzel	0	3	1	1	10	1	0	0	0	1	17
Wirt	0	0	1	0	4	0	0	0	0	1	6
Wood	0	12	10	7	62	5	3	0	0	4	103
Wyoming	0	0	0	2	5	0	0	0	0	1	8
TOTAL	10	205	140	185	1,033	76	10	0	4	142	1,805

VEHICLE SERVICES

REGIONAL OFFICE REVENUE-FY'-05

Beckley	8,906,943.67
Clarksburg	6,023,777.60
Elkins	5,621,854.48
Flatwoods	3,272,844.87
Franklin	701,126.23
Huntington	11,899,799.96
Kanawha City	9,257,434.42
Lewisburg	2,800,663.75
Logan	5,116,389.33
Martinsburg	17,539,693.42
Moorefield	2,632,440.29
Morgantown	9,140,342.33
Moundsville	9,611,917.88
Parkersburg	10,487,755.20
Point Pleasant	2,134,325.39
Princeton	8,070,531.26
Romney	3,629,433.00
Spencer	1,793,138.53
Welch	960,962.36
Williamson	2,932,852.18
Winfield	12,910,538.80
TOTAL REVENUE	\$135,444,764.95

MOTORBOAT REGISTRATIONS

LENGTHS : A,E,I = less than 16 ft. B,F,J = 16 - 25 ft. C,G,K = 26 - 39 ft. D,H,L = more than 39 ft.

COUNTY	FEE-PAYING (lengths A,B,C,D)	NON-FEE PAYING (lengths E,F,G,H)	GOVERNMENT (lengths I,J,K,L)	TOTAL
Barbour	394	56	1	451
Berkeley	1,664	156	0	1,820
Boone	707	36	1	744
Braxton	527	84	6	617
Brooke	489	58	0	547
Cabell	1,958	86	2	2,046
Calhoun	165	23	0	188
Clay	308	39	2	349
Doddridge	109	48	0	157
Fayette	1,417	68	5	1,490
Gilmer	109	18	0	127
Grant	295	61	0	356
Greenbrier	718	181	6	905
Hampshire	493	160	6	659
Hancock	605	61	3	669
Hardy	348	128	1	477
Harrison	1,664	310	3	1,977
Jackson	963	104	1	1,068
Jefferson	807	76	1	884
Kanawha	4,956	323	144	5,423

VEHICLE SERVICES

MOTORBOAT REGISTRATIONS

continued

LENGTHS : A,E,I = less than 16 ft. B,F,J = 16 - 25 ft. C,G,K = 26 - 39 ft. D,H,L = more than 39 ft.

COUNTY	FEE-PAYING (lengths A,B,C,D)	NON-FEE PAYING (lengths E,F,G,H)	GOVERNMENT (codes I,J,K,L)	TOTAL
Lewis	781	44	5	830
Lincoln	628	33	3	664
Logan	875	69	3	947
Marion	1,534	192	11	1,737
Marshall	696	172	2	870
Mason	653	101	6	760
McDowell	369	32	0	401
Mercer	1,419	86	0	1,505
Mineral	596	138	1	735
Mingo	730	67	0	797
Monongalia	1,605	123	12	1,740
Monroe	259	24	7	290
Morgan	439	91	0	530
Nicholas	1,112	79	0	1,191
Ohio	721	99	2	822
Pendleton	106	32	5	143
Pleasants	266	46	3	315
Pocahontas	146	28	0	174
Preston	531	88	0	619
Putnam	1,496	101	2	1,599

MOTORBOAT REGISTRATIONS

continued

LENGTHS : A,E,I = less than 16 ft. B,F,J = 16 - 25 ft. C,G,K = 26 - 39 ft. D,H,L = more than 39 ft.				
COUNTY	FEE-PAYING (lengths A,B,C,D)	NON-FEE PAYING (lengths E,F,G,H)	GOVERNMENT (lengths I,J,K,L)	TOTAL
Raleigh	2,059	87	4	2,150
Randolph	546	93	3	642
Ritchie	291	99	6	396
Roane	430	84	2	516
Summers	341	8	4	353
Taylor	466	39	1	506
Tucker	131	21	0	152
Tyler	277	101	1	379
Upshur	753	47	19	819
Wayne	1,110	18	2	1,130
Webster	318	32	0	350
Wetzel	458	107	1	566
Wirt	223	36	0	259
Wood	2,338	350	18	2,706
Wyoming	926	56	3	985
Out-of-state	129	10	0	139
TOTAL	44,454	4,909	308	49,671

VEHICLE SERVICES

DRIVER EXAMINATION TOTALS -- FY '05

Graduated Driver's License & Learner's Permit

GDL LEVEL 1 WRITTEN		GDL LEVEL 2 SKILLS		LEARNER'S PERMIT		GDL & LEARNER'S TOTAL EXAMS	
<i>pass</i>	<i>fail</i>	<i>pass</i>	<i>fail</i>	<i>pass</i>	<i>fail</i>	<i>pass</i>	<i>fail</i>
18,166	22,545	13,093	3,105	19,317	17,478	50,576	43,128
40,711		16,198		36,795		93,704	

Class E (regular driver's license)

DRIVING SKILLS	
<i>pass</i>	<i>fail</i>
14,608	3,263
17,871	

Commercial Driver's License

GENERAL KNOWLEDGE		AIR BRAKES		COMBINATION TRAILERS		DOUBLES & TRIPLES	
<i>pass</i>	<i>fail</i>	<i>pass</i>	<i>fail</i>	<i>pass</i>	<i>fail</i>	<i>pass</i>	<i>fail</i>
2,367	1,589	2,151	647	1,457	539	490	175
3,956		2,798		1,996		665	

TANKER TRAILERS		HAZARDOUS MATERIALS		PASSENGER ENDORSEMENT		PRE-TRIP INSPECTION	
<i>pass</i>	<i>fail</i>	<i>pass</i>	<i>fail</i>	<i>pass</i>	<i>fail</i>	<i>pass</i>	<i>fail</i>
992	147	2,679	1,488	630	178	1,901	167
1,139		4,167		808		2,068	

DRIVER EXAMINATION TOTALS -- FY'05

Commercial Driver's License (continued)

BASIC CONTROL SKILLS		SKILLS TESTING		CDL TOTAL EXAMS	
<i>pass</i>	<i>fail</i>	<i>pass</i>	<i>fail</i>	<i>pass</i>	<i>fail</i>
1,903	70	1,785	49	16,355	5,049
1,973		1,834		21,404	

Motorcycle

MOTORCYCLE SKILLS		MOTORCYCLE WRITTEN		MOTORCYCLE TOTAL EXAMS	
<i>pass</i>	<i>fail</i>	<i>pass</i>	<i>fail</i>	<i>pass</i>	<i>fail</i>
1,680	566	7,509	3,509	9,189	4,075
2,246		11,018		13,254	

Motorcycle Safety Training


Trained

1,452

W V D M V

F Y 2 0 0 5 A N N U A L R E P O R T

MOTOR CARRIER



S E R V I C E S

DMV -- KEEPING WEST VIRGINIANS ON THE MOVE

MOTOR CARRIER SERVICES

This branch of DMV oversees credential issuance to and revenue collection from the commercial trucking industry.

Motor Carrier Services administers West Virginia's participation in two multi-jurisdictional revenue and credential reciprocity compacts: the International Fuel Tax Agreement (IFTA), and the International Registration Plan (IRP). IFTA administers credentialing for commercial fuel taxes. IRP regulates commercial vehicle registration.

These two compacts spearhead a technology-driven effort to simplify legal compliance procedures for the trucking industry, and bring maximum economic efficiency to interstate and U.S.-Canadian commerce. IRP and IFTA enable U.S. and Canadian commercial motor carriers to operate throughout most of North America with tax and registration credentials issued by their home jurisdictions.

The compacts require all vehicles of more than 26,000 pounds GVW and having three or more axles to register their vehicles and pay their fees in their home jurisdictions.

Nine Canadian provinces and all the states of the continental U.S. recognize IRP credentials. IFTA credentials are valid for travel in all of Canada and the continental US.

The Motor Carrier Services Section also serves as the lead agency for the Commercial Vehicle Information Systems Network (CVISN) and other Intelligent Transportation System/Commercial Vehicle Operations (ITS/CVO) initiatives directed by the Federal Motor Carrier Safety Administration. CVISN and ITS/CVO initiatives are focused on streamlining government regulatory processes by consolidation of functions and electronic data exchanges.

OTHER OPERATIONS

- Collection of apportioned ad valorem fees for WV counties
- Advice and training for law enforcement personnel and others concerning policies, regulations and statutes pertaining to commercial vehicles
- Processing and issuance of fuel tax decals for intrastate motor carriers

GOALS & OBJECTIVES

- Implement new state of the art web based registration system
- Relocate IRP office to a more convenient location for WV motor carriers
- Make IRP/IFTA credentialing available through DMV regional offices
- Develop electronic credentialing and self-credentialing for motor carriers
- Streamline administration of motor carrier credentialing and taxation
- Continue implementation of national ITS/CVO initiatives
- Reduce administrative paperwork, and enhanced compliance with motor carrier regulations through application of state-of-the-art technology
- Implement the PRISM program to improve the safety performance of high-risk carriers

FY 2006 PROJECTIONS

Carriers registered in IRP	3,300	IFTA decal issues	15,000
Trucks registered in IRP	12,000	Road tax accounts	2,750
IFTA accounts	2,600	Road tax decals issued	8,500

MOTOR CARRIER SERVICES

IRP REGISTRANTS

	FY 2004	FY 2005
Power units	11,415	12,032
Carriers	3,250	3,268

IRP REVENUE

	FY 2004	FY 2005
West Virginia	\$10,316,717	\$11,189,785
All other states	\$3,808,088	\$3,624,811
Ad valorem fees	\$7,054,012	\$7,850,832

IFTA PARTICIPATION

	FY 2004	FY 2005
Members	2,622	2,498
Decals issued	14,577	14,649

MOTOR CARRIER SERVICES

ROAD TAX REGISTRANTS

	FY 2004	FY 2005
Members	2,562	2,639
Decals issued	7,492	8,307


COMMERCIAL DRIVER'S LICENSE HOLDERS

	FY 2004	FY 2005
	71,736	71,327

W *VD* *MV*

FY 2005 ANNUAL REPORT

LEGAL



SERVICES

DMV -- KEEPING WEST VIRGINIANS ON THE MOVE

LEGAL SERVICES

The Legal Services Section serves as DMV's in-house counsel, conducts administrative hearings that arise from disciplinary actions taken by DMV against drivers, license services and motor vehicle dealerships, and tracks relevant court proceedings.

Legal Services also provides a liaison with the Attorney General's Office, and with county prosecuting attorneys who represent DMV in criminal and administrative proceedings. Legal Services' other duties include representing DMV in personnel grievances, and assisting in the drafting of DMV's legislative proposals.

Semiannual conferences keep the Section's hearing examiners informed of new case law and legislative revisions of the West Virginia Code. Legal Services' computer system is being updated so that hearing examiners may adjudicate hearings with maximum speed.


ADMINISTRATIVE HEARINGS

	FY 2004	FY 2005
TYPE OF HEARING		
Driving under the influence of alcohol	3,025	3,019
Refusal to submit to blood alcohol content test	782	609
Under 21, any measurable blood alcohol content	64	54
Point system	11	12
Compulsory insurance	101	41
Medical suspensions	7	2
Fraudulent driver's license	4	0
Motor vehicle dealer revocations	0	0
Unpaid tickets	6	6
Student attendance program	1	1
Identity	33	27
Mandatory revocations	12	24
Total Administrative Hearings Held	3,955	3,795
TOTAL ADMINISTRATIVE DECISIONS RENDERED	3,335	3,389

W *VD* *MV*

FY 2005 ANNUAL REPORT

INFORMATION



S E R V I C E S

DMV -- KEEPING WEST VIRGINIANS ON THE MOVE

INFORMATION SERVICES

DATA ENTRY UNIT

The Data Entry Unit verifies and enters vehicle titling and licensing information, verifies and distributes title documents, registration cards and related reports, assists DMV regional offices, and performs general information troubleshooting services agency-wide.

RECORDS UNIT

The Records Unit maintains the agency's records, and responds to access requests from legally authorized sources. The Unit is also responsible for the optical imaging of all DMV files.


DRIVER'S HELP DESK UNIT

The Driver's Help Desk Unit provides support and training to DMV employees processing drivers license applications.

W *VD* *MV*

FY 2005 ANNUAL REPORT

DRIVER



SERVICES

DMV -- KEEPING WEST VIRGINIANS ON THE MOVE

DRIVER LICENSING

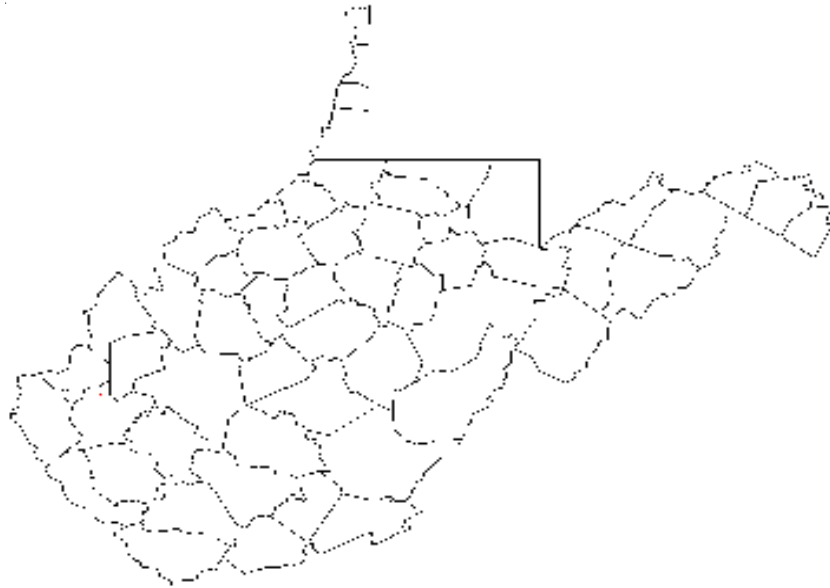
West Virginia's classified driver's license system specifies vehicle types that a licensee may operate. The class of licensees range from operators of 80,000 pound combination vehicles (Class A) to persons who are restricted to the operation of motorcycles only (Class F). The classified driver's license system ensures that licensees operate only those types of vehicles for which they have the proper training and safety record.

DMV is linked to the National Problem Driver Pointer System (PDPS) for interjurisdictional tracking of driving records. The computerized system searches the driving records of license applicants by name, birth date, and in the case of commercial applicants only, Social Security number.

West Virginia implemented the graduated driver licensing program. Under the new system, teen drivers are eligible for an instruction permit (Level 1) at age 15, an intermediate license (Level 2) at 16, and a full license (Level 3) at age 17.

DMV's innovative digitized driver's license system has introduced one-stop shopping to DMV customers, and virtually eliminated the delays inherent in doing business with the agency via U.S. mail. New licenses, duplicates and renewals are available in minutes at any DMV regional office. The computer-generated license system reduces the risk of fraudulent issuance and increases the efficiency of record keeping. The system stores the facial images of licensees, thus providing reliable identification for subsequent transactions. Licensees have the option to store a digital finger image in their license record as an extra security precaution.

LICENSED DRIVERS BY COUNTY



	CLASS E	CLASS D	CDL	TOTAL
Barbour	9642	401	742	10,785
Berkeley	60,404	1265	3451	65,120
Boone	16,262	512	1,137	17,911
Braxton	8,743	472	881	10,096
Brooke	15,891	271	884	17,046
Cabell	67,670	1,764	2,652	72,086
Calhoun	4,928	174	407	5,509
Clay	6,215	398	620	7,233
Doddridge	3,653	177	329	4,159
Fayette	31,351	1,292	2,130	34,773
Gilmer	4,145	163	366	4,674

LICENSED DRIVERS by COUNTY

continued

	CLASS E	CLASS D	CDL	TOTAL
Grant	7,678	95	792	8,565
Greenbrier	25,157	1,195	1,612	27,964
Hampshire	14,542	184	1,331	16,057
Hancock	24,582	250	1,157	25,989
Hardy	8,940	118	822	9,880
Harrison	48,897	1,866	2,446	53,209
Jackson	19,943	536	1,290	21,769
Jefferson	34,159	550	1,412	36,121
Kanawha	136,097	4,614	6,420	147,131
Lewis	11,970	499	1,161	13,630
Lincoln	12,928	637	1,283	14,848
Logan	24,249	976	1,550	26,775
Marion	40,582	1,640	1,793	44,015
Marshall	21,263	351	1,182	22,796
Mason	17,330	399	1,012	18,741
McDowell	15,869	479	1,038	17,386
Mercer	42,574	1,006	2,465	46,045
Mineral	20,004	305	1,230	21,539
Mingo	19,299	519	1,264	21,082
Mononglia	50,823	1,321	1,520	53,664

LICENSED DRIVERS by COUNTY

continued

	CLASS E	CLASS D	CDL	TOTAL
Monroe	9,086	325	658	10,069
Morgan	10,807	274	766	11,847
Nicholas	17,661	683	1,526	19,870
Ohio	33,414	592	1,411	35,417
Pendleton	5,537	73	513	6,123
Pleasants	4,687	163	344	5,194
Pocahontas	5,806	245	590	6,641
Preston	20,323	789	1,755	22,867
Putnam	36,106	1,277	2,057	39,440
Raleigh	51,196	1,766	2,700	55,662
Randolph	19,091	871	1,376	21,338
Ritchie	6,834	287	555	7,676
Roane	9,527	317	740	10,584
Summers	7,871	276	502	8,649
Taylor	9,259	372	573	10,204
Tucker	4,774	212	352	5,338
Tyler	6,023	154	341	6,518
Upshur	14,976	559	1,233	16,768
Wayne	21,526	499	1,418	23,443
Webster	6,001	330	522	6,853

LICENSED DRIVERS by COUNTY

continued

	CLASS E	CLASS D	CDL	TOTAL
Wetzel	13,357	429	799	14,585
Wirt	3,915	125	320	4,360
Wood	61,250	1,546	2,839	65,635
Wyoming	16,035	334	1,058	17,427
TOTAL	1,220,852	36,927	71,327	1,329,106

TOTAL CREDENTIALS CURRENTLY ISSUED

TOTAL FEMALE LICENSED DRIVERS	666,168
TOTAL MALE LICENSED DRIVERS	662,938
CHILDREN'S IDs	6,642
EMPLOYEE IDs	27,295
NON-DRIVER IDs	86,276

safer
of all ages
keeps west virginians

GRADUATED LICENSING

DRIVER IMPROVEMENT

DMV's Driver Improvement Unit administers laws and regulations governing the restriction, suspension, revocation, and restoration of driving privileges. The Unit also schedules driver re-examinations, issue driving records, and administers DMV's Safety and Treatment Program for DUI offenders.

The Division's Safety and Treatment Program allows private behavioral health providers and state-funded facilities to offer educational and rehabilitative services, thus maximizing availability of the program to DUI offenders. The Division's Safety and Treatment Program helps DUI offenders acknowledge the effects of alcohol on their lives, and provides them the means to resolve their alcohol-related problems. DMV employs a chemical dependency specialist to oversee the treatment of DUI offenders.

DMV's Alcohol Test and Lock Program makes it possible to restrict rather than revoke the driving privileges of DUI offenders. A breath alcohol content monitor is wired into the ignition of participants' vehicles. Vehicles so equipped will not start unless an acceptable breath sample is submitted. DUI offenders are ineligible for Test and Lock during any appeal of their license revocations, have a previous conviction for driving while revoked/suspended within the last six months, or have been convicted of DUI involving a controlled substances. Participants must first serve a license revocation, and enroll in an approved DUI Safety and Treatment program. Test and Lock enables participants to avoid the disruption of their efforts to lead orderly lives that a DUI would cause. DMV statistics show that the rate of DUI recidivism is much lower among Test and Lock participants, than among the general population. Thus, Test and Lock benefits both society and the problem driver.

West Virginia cooperates with other states in tracking unpaid and unresolved traffic citations. DMV suspends the licenses of West Virginia motorists who fail to satisfy a complaint originating from other U.S. jurisdictions. Licenses are eligible to be reinstated upon proof of satisfaction.

DMV tracks problem drivers and takes corrective action when necessary to ensure that all licensees drive responsibly. Those who fail may lose their driving privilege through the accumulation of points against their license. The Division also suspends the license of any person under the age of 18 who is not a high school graduate or currently enrolled in school or a general educational development (GED) program.

LICENSE REVOCATIONS / SUSPENSIONS

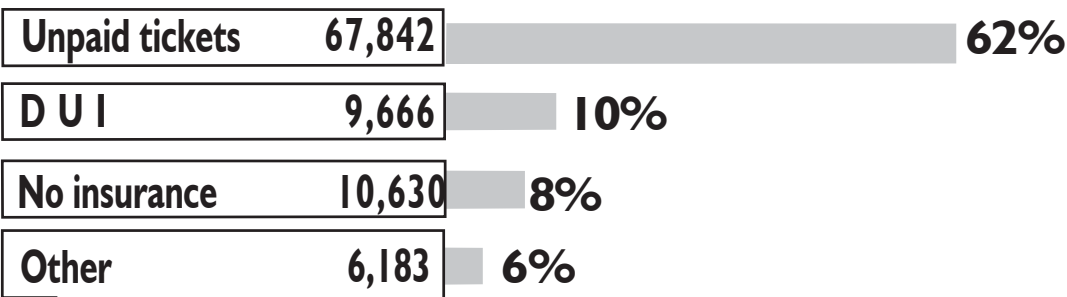
DMV's responsibility does not end with the issuance of a driver's license. The Division monitors the driving activity of all licensees through a number of methods.

The Driver's License Advisory Board is appointed by the Governor, with the advice and consent of the Senate. The Board advises the Commissioner of Motor Vehicles on vision standards and medical criteria relevant to the licensing of drivers. The Board's five members are all physicians, one of whom must be an ophthalmologist.

The main purpose of any license suspension is to protect the public from drivers who operate their vehicle in an unsafe or illegal manner, and to offer opportunities for motorists to improve their driving through participation in safety and training programs.

West Virginia was one of the first states to implement extrajudicial administrative sanctions for DUI offenders. The federal government followed West Virginia's lead, and now requires all states to perform an administrative review of all DUI arrests, in order to remain eligible for certain federal transportation and safety grants.

REVOCATION / SUSPENSION TOTALS -- FY '05



Mandatory revocations	24	Fraudulent Applications	40
Point system violations	2,080	Drivers under 21, any measurable alcohol	137
Truants/dropouts under 18	885	GDL, two or more tickets	375
Failed reexaminations	131	Driving while revoked/suspended	3,336
Medical	93	Unpaid child support	105

DRIVER IMPROVEMENT STATISTICS

DRIVING UNDER THE INFLUENCE	FY 2004	FY 2005
DUI revocations	8,813	9,666
Under 21, any measurable blood alcohol content	376	137
Hearings held	3,025	3,019
Decisions rendered	2,718	3,270
Revocations upheld	1,533	1,828
Revocations dismissed	1,185	887
Insufficient evidence	299	285
Arresting officer did not appear	771	482
Arresting officer did not present evidence	115	120
Concurrent Revocation (Two Issues)	N/A	609
Total convictions from magistrate courts	3,255	3,834
Total convictions from circuit court	101	138
Total convictions from municipal court	374	148
Persons completing safety and treatment program	3,946	3,912
Alcohol Test and Lock Program		
Applications	501	478
Installations	369	361
Enrollees completing program	281	311
Persons Disqualified	148	58
RESIDENT VIOLATORS		
Notices received	69,767	81,728
License suspensions	54,150	67,842
License reinstatements	30,942	37,312
STUDENT ATTENDANCE PROGRAM		
Notices received	1,958	2,790
License suspensions	490	885
License reinstatements	377	606

DRIVER IMPROVEMENT STATISTICS

continued

OFFENSES REQUIRING REVOCATION

	FY 2004	FY 2005
Reckless driving (third offense in 24 months)	0	0
Driving while revoked or suspended	2,214	3,336
Speed racing (on a public street or highway)	38	22
Hit and run (personal injury)	1	2
Manslaughter (negligent homicide)	0	0
Leaving the scene of an accident	28	30

POINT SYSTEM

Letters of caution issued	7,486	12,038
Suspensions	1,420	2,080
Hearings	11	12
Reinstatements	1,158	1,578
Medical Suspensions	104	93
Reexam Suspensions	111	131

REPORTED TRAFFIC CONVICTIONS

Reckless/Hazardous driving	1,078	1,162
Speeding in a school zone	147	126
Speeding	23,120	23,680
Hit and run (property damage)	0	0
Leaving accident (property damage)	498	481
Passing stopped school bus	59	55

DRIVER IMPROVEMENT STATISTICS

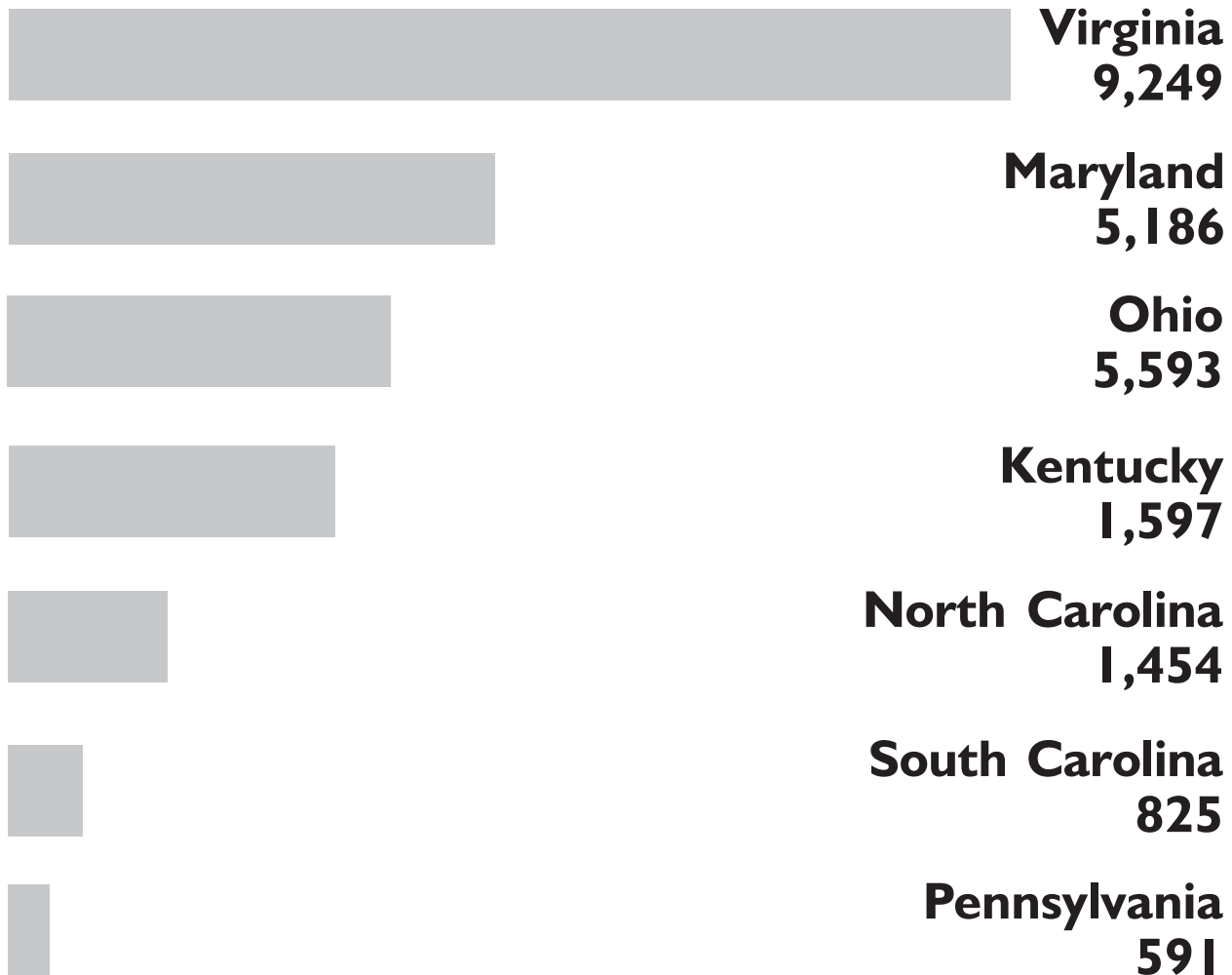
continued

	FY 2004	FY 2005
Improper passing	670	749
Improper signal/no signal	135	208
Improper lane change	151	136
Failure to keep in proper lane	80	93
Failure to follow police officer's instructions	31	15
Failure to yield to an emergency vehicle	48	53
Failure to obey traffic sign/control device	3,376	3,583
Driving left of center	705	712
Driving too fast for conditions	125	128
Failure to keep vehicle under control	1,890	2,420
Failure to yield when merging	1,396	1,326
Following too closely	412	387
Driving with more than three people in front	55	31
Driving wrong way on a one-way street	117	159
Driving on wrong side of road	4	8
Making improper turn	197	221
Improper backing	83	102

DRIVER'S LICENSE COMPACT

The Driver's License Compact is an agreement among 46 states (excluding Wisconsin, Michigan, Kentucky and Georgia) to report nonresident traffic offenders to their home jurisdictions.

VIOLATIONS BY W.VA. DRIVERS, NEARBY STATES



VIOLATIONS REPORTED, ALL STATES

	FY 2004	FY 2005
Alabama	50	55
Alaska	<i>no report</i>	3
Arizona	33	36
Arkansas	26	20
California	58	66
Colorado	45	55
Connecticut	15	27
Delaware	61	74
Dist. of Columbia	1	5
Florida	20	28
Georgia	71	146
Hawaii	<i>no report</i>	<i>no report</i>
Idaho	12	20
Illinois	119	135
Indiana	209	179
Iowa	33	40
Kansas	65	63
Kentucky	1,408	1,597
Louisiana	23	24
Maine	6	6
Maryland	3,944	5,186

VIOLATIONS REPORTED, ALL STATES

continued

	FY 2004	FY 2005
Massachusetts	8	7
Michigan	110	129
Minnesota	11	12
Mississippi	11	8
Missouri	61	63
Montana	20	18
Nebraska	21	25
Nevada	10	20
New Hampshire	2	3
New Jersey	70	105
New Mexico	34	17
New York	205	227
N. Carolina	823	1,454
N. Dakota	15	39
Ohio	3,683	5,593
Oklahoma	26	26
Oregon	26	33
Pennsylvania	244	591
Rhode Island	<i>no report</i>	<i>no report</i>
S. Carolina	733	825
S. Dakota	8	6

continued

VIOLATIONS REPORTED, ALL STATES

	FY 2004	FY 2005
Tennessee	214	183
Texas	91	106
Utah	13	21
Vermont	1	3
Virginia	6,775	9,249
Washington	39	63
Wisconsin	33	34
Wyoming	34	45
TOTAL	19,520	26,670

Forty-four states (excluding California, Oregon, Montana, Wisconsin, Michigan and Alaska) allow nonresident motorists to accept a traffic citation for certain violations and proceed on their way without delay. Member states reciprocally suspend the driver's licenses of their residents who fail to satisfy a traffic complaint issued in another state.

	FY 2004	FY 2005
Noncompliance reports from other states	2,680	3,707
Noncompliance files closed upon proof of compliance	1,528	1,047
License suspended for failure to comply	1,844	2,788
Notices mailed to other states	15,183	15,019

RESIDENT VIOLATOR

	FY 2004	FY 2005
Notices received	69,767	81,728
Suspensions	54,150	67,842
Reinstatements/Cleared	30,942	37,312

COMPULSORY INSURANCE

DMV monitors motorist compliance with West Virginia's compulsory automobile insurance law in several ways. Vehicle registrants are required to complete an owner's statement of insurance when a vehicle is registered. Through random sample verification procedures, motorists are asked to provide current proof of insurance, and insurance companies are asked to confirm owners' statements of insurance. Accident reports submitted by investigating law enforcement officers are checked for insurance information. Court reports of citations for failure to have insurance are also used. Penalties for driving without insurance include both license and registration suspension. Below is an accounting of the Division's insurance-related administrative actions.

	FY 2004	FY 2005
Court Reports		
Suspension letters	8,622	9,986
Driver's license suspensions	5,970	6,104
Vehicle license suspensions	3,524	4,094
State Police serve orders	1,371	1,669
Total accident/court susp. letters	13,408	17,376

	FY 2004	FY 2005
Verifications		
Verifications requested	14,913	14,065
Certified suspension letters	3,875	8,103
Driver's licenses revoked	749	1,027
Vehicle licenses suspended	813	1,042
State Police serve orders	737	730

COMPULSORY INSURANCE

continued

	FY 2004	FY 2005
Accident Reports		
Pending suspension letters	5,019	6,578
Driver's license suspensions	2,151	2,484
Vehicle license suspensions	1,396	1,684
State Police serve orders	715	976
Cancellations		
Pending suspension letters	3,967	4,246
Driver's license suspensions	427	738
Vehicle license suspensions	435	782
Certified suspension letters	1,609	1,407
State Police secure orders	442	382
Judgments		
Suspension letters	317	277
Driver's license suspensions	315	277
Vehicle license suspensions	53	59
State Police serve orders	18	9

GOVERNOR'S HIGHWAY SAFETY PROGRAM

The Governor's Highway Safety Program (GHSP) is the lead agency for West Virginia's participation in federally mandated and funded highway safety improvement measures. The Division of Motor Vehicles oversees the GHSP. DMV Commissioner Joseph Cicchirillo is Governor Manchin's Representative for Highway Safety.

The National Highway Traffic Safety Administration (NHTSA) awards highway safety-enhancement funds to the various states, according to their specific needs. The areas of need that NHTSA considers include Substance-Impaired Driving Prevention, Vehicle Occupant Protection, Police Traffic Services, Traffic Records, Motorcycle/Bicycle/Pedestrian Safety, Emergency Medical Services.

In turn, the Governor's Highway Safety Program encourages, promotes, and supports eight Traffic Safety Programs throughout West Virginia. The Traffic Safety Programs are located in the population centers of Charleston, Parkersburg, Beckley, Huntington, Martinsburg, Wheeling, Bluefield, and Clarksburg. Their mission is to develop and implement the measures that their regions require to lower crashes, injuries and fatalities on the roadways in West Virginia. This decentralized plan allows for maximum flexibility and accuracy in the identification of highway safety problems. The entire state is covered by these eight programs. Traffic Safety Programs received approximately 60 percent of West Virginia's federal highway safety improvement funding. These Traffic Safety programs also assist the GHSP and DMV in informing the public about highway safety enhancement legislation.

The Governor's Highway Safety Program evaluates its performance annually, according to the progress it has made in reaching three goals for FY 2005:

- ◆ Reduce the fatality rate per 100 million vehicle miles traveled (VMT) from 2.08 in 1998 to 1.75 in year 2008. (FY-04 rate 2.01)
- ◆ Reduce the fatality rate per 10,000 residents from 2.13 in 1998 to 1.8 in year 2008. (FY-04 rate 2.17)
- ◆ Reduce the number of A&B injuries per 100 million miles traveled from 66.5 in 1998 to 60 in the year 2008. (2004-62.36)
- ◆ Reduce the Alcohol fatality rate of .84 in 1998 to less than .50 in 2008 (.70)
- ◆ Reduce the percentage of alcohol related fatalities from 42% in 1998 to less than 30% in 2008. (2004-33%)

GHSP is pleased to report that we are making steady progress toward the 2008 goals. The objectives are to be met by combining State, regional and local efforts. Years of declining injuries and deaths suggest that our efforts are having an effect on driver behavior in West Virginia.

GHSP PUBLIC INFORMATION

GHSP Public Information efforts focus on awareness, education and the promotion of highway safety initiatives such as seat belt use, consequences of impaired driving, child passenger safety, and bicycle safety. Changing driver behavior is emphasized as the key to successful highway safety programs.

DUI COUNTERMEASURES

In September 2004, the Governor's Highway Safety Program and its Law Enforcement partners kicked off a year long sustained enforcement campaign which has extended through 2005/2006. The plan was to commit to 1,526 High Visibility Enforcement Events and 780 Public Education Events, along with training, media events, and age specific activities. High Visibility Enforcement Events include Sobriety Checkpoints, Low Manpower Checkpoints, Saturation Patrols, Point of Sales Enforcement, and Directed Patrols. This renewed emphasis on sustained enforcement, coupled with the recently passed .08 BAC bill, should help reduce the number of alcohol related fatalities, injuries and crashes.

The GHSP participates in a NHTSA Region III Impaired Driving Initiative "Checkpoint Strikeforce". We are working closely with the Commission on Drunk Driving Prevention and State and local law enforcement on lowering the alcohol involved fatality rate from its current level of 33%. In 2002, there were 62 Sobriety Checkpoints with 87 DUI arrests, and in 2003 there were 103 Checkpoints with 175 DUI arrests. In state fiscal year 2005, there were 191 Sobriety Checkpoints with 327 DUI arrests. Saturation and directed patrols resulted in 28,166 driver contacts, with 829 persons arrested for DUI offenses. Significant progress has been achieved in this area. Funding is in place to continue this effort through 2006.

The GHSP offered the following training to law enforcement in fiscal year 2004: (1) Operating Sobriety Checkpoints - 2 classes 39 students. (2) Supervising Sobriety Checkpoints - 4 classes 79 students. (3) Presenting Evidence at DMV hearings - 2 classes 41 students. (4) SFST Updates - 1 class 18 students. (5) Traffic Occupant Protection Strategies - 1 class 18 students. (6) DUI Issues Updated classes 33 students. Regional Jail Authority (1) DUI and Its Impact - 2 classes 40 students.

The GHSP Law Enforcement Liaison Office conducted 14 classes and 268 students completed the training. In 2005/2006 the GHSP will broaden its training activities and have a goal of increasing law enforcement training by 10% from 2005.

GHSP SEAT BELT INITIATIVES

In 2000, West Virginia had the lowest seat belt usage rate in the country at 49%. The GHSP developed and implemented the "Click it or Ticket Challenge". The rate went to 52% in November 2001. As a direct result of the Click it or Ticket Program, with the assistance of our law enforcement partners, and a large paid media effort, our seat belt usage rate soared to an all time high of 72% in June 2002. In June of 2003, after another successful year of the Click it or Ticket campaign, our usage rate jumped to 74%. That year, we climbed another two percentage points to 76%. Our goal for 2004/2005 was to increase that seat belt usage rate on state roads to 78% and to 85% by 2005/2006. In June of 2005 a scientific seat belt survey was conducted in West Virginia and the results were 85% were wearing their seat belt. Usage has increased by 73%. The GHSP has designated occupant protection as our number one priority, and we have contracted the services of a full-time law enforcement liaison to coordinate our efforts with the law enforcement community. Agencies who fully participate in this project are awarded funding for training equipment, and overtime enforcement projects. The GHSP also offers two training classes in occupant protection issues: Traffic Occupant Protection Strategies (TOPS) and Child Passenger Safety Technician (CPS). Other than training on these issues, the GHSP provides funding for Child Passenger Safety Clinics and Safety Seat programs throughout West Virginia. The GHSP conducted four 32 hour NHTSA Child Safety Technician classes and 50 students successfully completed the course.

GHSP FUNDING SOURCES & EXPENDITURES -- FY '05

	Federal Funds	Matching Funds
Planning and administration	\$ 104,849	\$104,849
Project funds	<u>2,559,788</u>	<u>751,600</u>
	\$2,665,788	\$857,600

GHSP FEDERAL FUNDING POLICY COMPLIANCE


NHTSA grant funding policy states that no more than 10 percent of a NHTSA grant may be expended on administrative cost. Federal statute requires that local political subdivisions be allocated at least 40 percent of all federal highway safety funding the state receives. GHSP distributed 60 percent of its FY-04 federal funding to various local governments, exceeding the requirement. NHTSA requires that the state match at least 25 percent of all NHTSA funding received by the GHSP. The state's FY-05 allocation to the GHSP exceeded this requirement.



W VD MV

FY 2005 ANNUAL REPORT

MANAGEMENT



S E R V I C E S

DMV -- KEEPING WEST VIRGINIANS ON THE MOVE

MANAGEMENT SERVICES

Management Services performs DMV's various administrative and fiscal tasks, including revenue control, bad check collection, purchasing, auditing, accounting and title entry.

The Receiving and Procession Section of Management Services processes title work and vehicle renewals received via U.S. Mail. During FY 2005, the unit processed 225,683 vehicle titles and title applications. The efficient operation of this unit enables DMV to deposit \$74,610,735 in privilege tax remittances from vehicle owners within hours of receipt and track the status of the title work during processing. This section sent 353,000 customer checks to the State Treasurer's office for remittance processing during FY 2005.

The Accounting Section of Management Services is responsible for depositing and recording the \$284,062,765 collected in revenue during FY 2005. Privilege taxes, which the state uses to match federal highway construction grants, accounted for \$176,495,217 of the total. Over 1,500 checks, drafted in the amount of \$248,560 were returned to DMV for insufficient funds. During the year \$171,206 in payments were received for 1,171 of these checks.

The Purchasing and Accounts Payable Unit oversees DMV's expenditures, facility maintenance, employee travel reimbursement training, and provides budgetary and efficiency by expanding its use of State Purchasing Cards.

The Accounting Purchasing Section was awarded the State Auditor's "Award of Excellence" for the fifth year.

Credit cards are accepted at all DMV Regional Offices and at the main headquarters in Charleston. During the past fiscal year 76,609 credit card transactions for \$10,872,225 were processed.

The Division's Commemorative NASCAR website is available to the public. Fourteen different NASCAR and driver specific plates are now available on-line.

AGENCY GROSS ANNUAL REVENUE

GROSS REVENUE (\$)

85	133,902,935	+ 9 %
86	138,534,722	+ 3 %
87	148,709,918	+ 7 %
88	143,457,034	-4%
89	153,941,653	+7%
90	161,981,910	+5%
91	163,242,281	+1%
92	167,928,903	+3%
93	174,318,216	+4%
94	191,307,717	+10%
95	200,489,013	+5%
96	207,700,601	+4%
97	210,776,804	+1%
98	226,104,741	+7%
99	236,675,098	+4%
00	261,008,299	+10%
01	255,387,466	-2%
02	281,353,927	+4%
03	274,159,960	-2.5
04	280,556,123	+2.3%
05	284,062,765	+1.2%

AGENCY REVENUE BY SOURCE

ROAD FUND

	FY 2004	FY 2005
Registration fees	\$ 83,145,930	\$ 88,073,937
Privilege tax	176,699,975	176,495,217
Litter control fee	1,578,103	1,856,422

**GENERAL REVENUE
(Instruction permits)**

	\$ 62,336	\$ 67,048
--	-----------	-----------

SPECIAL REVENUE

	FY 2004	FY 2005
Boat license (DMV)	\$76,948	\$768,976
Boat license (DNR)	76,924	769,274
International Registration Plan	3,808,088	154,112
Returned check fees	13,161	11,435
Insurance fees	874,761	896,583
Driver rehabilitation fees (mental health centers)	156,765	161,795
Hearing docket fees (DMV witness fees)	40,765	39,279
Driver license reinstatement	792,435	840,699
Special plates	397,668	342,435
Motorcycle safety (DMV) fund	235,333	274,500
Motorcycle safety (DPS) exam fund	90,945	99,622
CDL program (DMV)	863,715	929,366
Inspection of reconstructed vehicles	192,244	193,200

MANAGEMENT SERVICES

AGENCY REVENUE BY SOURCE

continued

	FY 2004	FY 2005
Voter Registration Fee (Secretary of State)	192,946	156,120
DMV/DNR Nongame Wildlife Fund (1 year)	256,455	248,255
DMV/DNR Nongame Wildlife Fund (2 year)	143,730	150,855
Ad Valorem	7,054,012	7,850,832
Ad Valorem Administrative Fund	46,261	-0-
Environmental Cleanup	3,496,597	3,439,143
Dealer Recovery Fund	247,350	243,660
Prior Year Expiring Funds	<u>12,676</u>	<u>-0-</u>
TOTAL REVENUE	\$280,556,123	\$284,062,765

AGENCY EXPENDITURES

	FY 2004	FY 2005
Personnel services	\$ 14,578,856	\$ 14,631,408
Increment pay	229,345	249,841
Fringe benefits	5,634,690	5,592,207
Operating/overhead	<u>21,778,335</u>	<u>21,836,990</u>
TOTAL EXPENDITURES	\$42,221,226	\$42,310,446